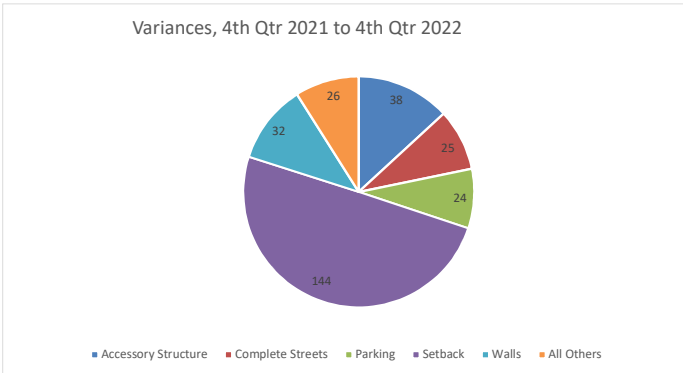
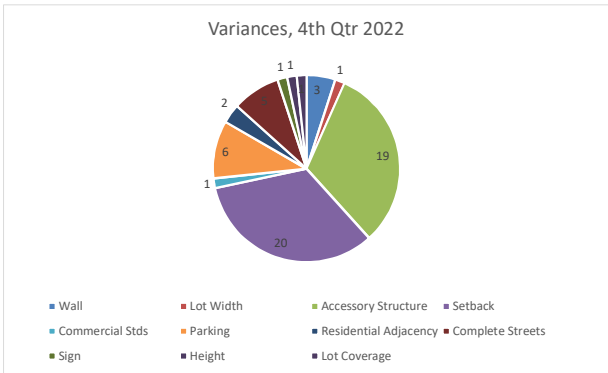


Variations

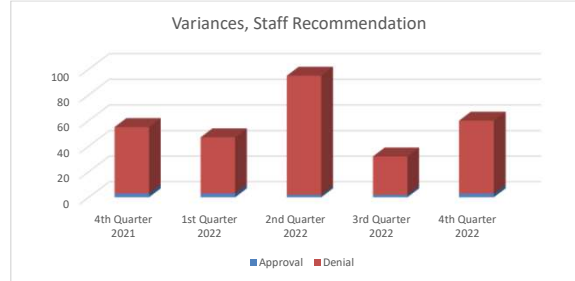
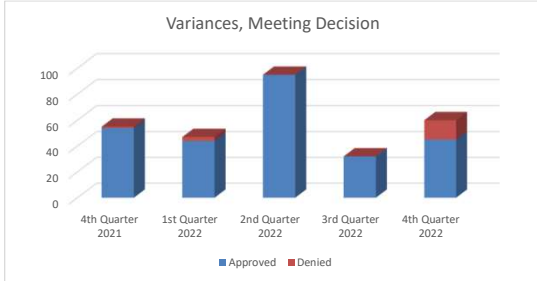
VarType 1	VarType 2	4th Quarter 2021	1st Quarter 2022	2nd Quarter 2022	3rd Quarter 2022	4th Quarter 2022	Total
Accessory Structure	Accessory Structure	-	1	2	3	5	11
Accessory Structure	All Others	-	-	2	-	2	4
Accessory Structure	Distance Separation	-	-	-	2	6	8
Accessory Structure	Height	-	-	5	-	-	5
Accessory Structure	Setback	-	2	1	-	6	9
Accessory Structure	Stepback	1	-	-	-	-	1
Address	Multi Family	-	-	-	-	-	-
Commercial Standards	Size	-	-	-	-	1	1
Commercial Standards	On Site Loading	-	1	-	-	-	1
Commercial Standards	Setback	-	1	-	-	-	1
Commercial Standards	Height	-	-	-	1	-	1
Commercial Standards	Street Length/Width	-	-	-	-	-	-
Complete Streets	Connectivity	3	1	3	-	2	9
Complete Streets	Curb, Sidewalk, Gutters	2	-	-	-	1	3
Complete Streets	Drive Aisle	-	-	-	-	1	1
Complete Streets	Lighting	1	-	-	-	-	1
Complete Streets	NA	4	1	-	-	1	6
Complete Streets	Street Length/Width	3	1	1	-	-	5
Height	Chain Link	-	1	-	-	-	1
Height	Patio Cover	-	-	-	-	1	1
Height	Perimeter	1	-	-	-	-	1
Height	Retaining	1	-	-	-	-	1
Landscaping	Landscaping	1	-	-	-	-	1
Lot Coverage	Accessory Structure	-	-	-	-	1	1
Lot Size	Area	-	-	1	-	-	1
Lot Width	NA	-	-	-	3	1	4
Parking	Commercial	-	-	1	1	-	2
Parking	Drive Aisle	-	1	-	-	1	2
Parking	Multi-Family	1	-	1	-	1	3
Parking	NA	-	2	-	2	1	5
Parking	Number	-	4	2	2	3	11
Parking	Street Length/Width	1	-	-	-	-	1
Residential Adjacency	Commercial Bldg	-	1	1	-	1	3
Residential Adjacency	Distance Separation	1	-	-	-	-	1
Residential Adjacency	Setback	-	1	-	1	1	3
Residential Adjacency	Height	-	-	1	-	-	1
Setback	Accessory Structure Class I	-	-	1	-	1	2
Setback	Accessory Structure Class II	2	-	3	5	2	12
Setback	Carport	1	-	1	1	-	3
Setback	Commercial	-	-	-	1	1	2
Setback	Distance Separation	-	-	1	-	-	1
Setback	House	1	2	2	1	1	7
Setback	Multi Family	3	-	-	-	-	3
Setback	NA	-	-	1	1	-	2
Setback	Patio Cover	-	1	1	2	2	6
Setback	Setback	15	14	61	3	13	106
Setback	Stepback	-	-	-	-	-	-
Sign	Area	-	1	-	-	1	2
Sign	Height	-	-	-	-	-	-
Sign	Setback	-	-	-	-	-	-
Sign	Size	-	-	1	-	-	1
Wall	Pilaster Distance	-	-	-	-	1	1
Wall	Height	10	9	2	1	1	23
Wall	Perimeter	1	-	-	1	-	2
Wall	Razor Wire	-	1	-	-	-	1
Wall	Retaining	2	-	-	1	-	3
Wall	Screen	-	-	-	-	-	-
Wall	Solid	-	1	-	-	1	2
Total		55	47	95	32	60	289



Variations

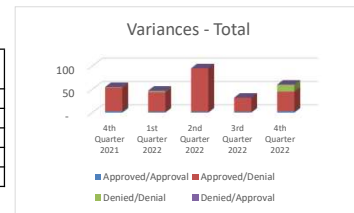
Meeting Decision:	4th Quarter 2021	1st Quarter 2022	2nd Quarter 2022	3rd Quarter 2022	4th Quarter 2022	Total
Approved	54	44	95	32	45	270
Denied	1	3	0	0	15	19

Staff Recommendation:	4th Quarter 2021	1st Quarter 2022	2nd Quarter 2022	3rd Quarter 2022	4th Quarter 2022	Total
Approval	3	3	2	2	3	13
Denial	52	44	93	30	57	276



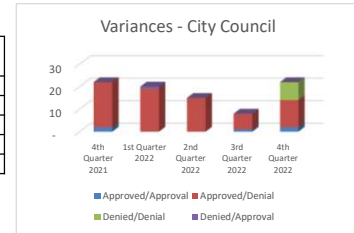
Variations - Total

Action/Recommendation	4th Quarter 2021	1st Quarter 2022	2nd Quarter 2022	3rd Quarter 2022	4th Quarter 2022	Total
Approved/Approval	3	2	2	2	3	12
Approved/Denial	51	42	93	30	42	258
Denied/Denial	1	2	-	-	15	18
Denied/Approval	-	1	-	-	-	1
Total	55	47	95	32	60	289



Variations - City Council

Action/Recommendation	4th Quarter 2021	1st Quarter 2022	2nd Quarter 2022	3rd Quarter 2022	4th Quarter 2022	Total
Approved/Approval	2	-	-	1	2	5
Approved/Denial	20	19	15	7	12	73
Denied/Denial	-	-	-	-	8	8
Denied/Approval	-	1	-	-	-	1
Total	22	20	15	8	22	87



Variations - Planning Commission

Action/Recommendation	4th Quarter 2021	1st Quarter 2022	2nd Quarter 2022	3rd Quarter 2022	4th Quarter 2022	Total
Approved/Approval	1	2	2	1	1	7
Approved/Denial	31	23	78	23	30	185
Denied/Denial	1	2	-	-	7	10
Denied/Approval	-	-	-	-	-	-
Total	33	27	80	24	38	202

