

CITY OF LAS VEGAS

Investment Report

As of June 30, 2026



MEEDER

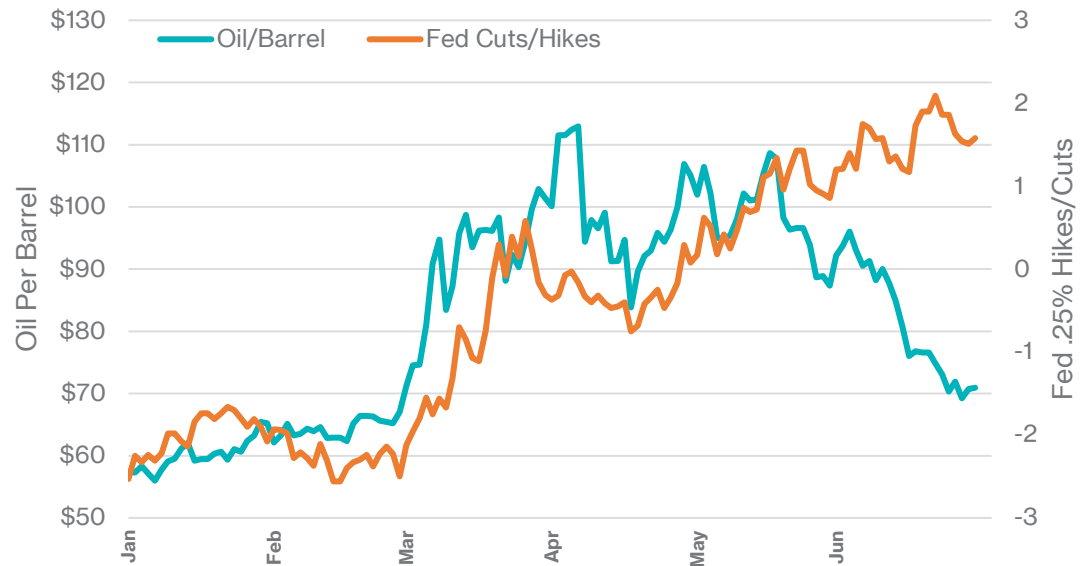
PUBLIC FUNDS

OBSERVATIONS AND EXPECTATIONS

- The Fed delivers a hawkish tone at the June FOMC meeting
- Headline CPI is at the highest level since 2023 primarily due to energy price increases
- U.S. economic growth looks strong for the second quarter of 2026
- Shorter-term interest rates increased in June with a Fed hike projected later this year

- At the end of February (prior to the Iran conflict), the futures market was pricing in approximately 2.5 quarter point cuts by December 2026.
- At the end of June, futures market data were projecting the Fed to hike later this year.

Price of Oil vs. Number of Fed Hike/Cuts Over the Next 12 Months



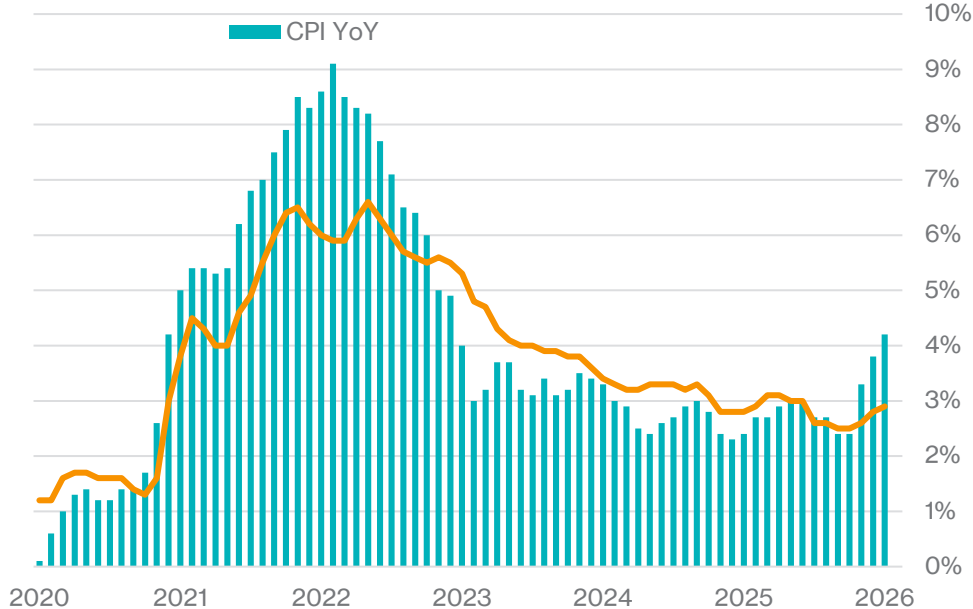
- Q1 2026's GDP was recently revised up from 1.6% to 2.1%.
- This growth surge was primarily driven by lower imports and stronger business investment, even though underlying consumer spending was weak.
- Q2 2026 GDP is projected by Bloomberg surveyed economists to be 2.5%.

SOURCE: BLOOMBERG,

Real GDP QoQ



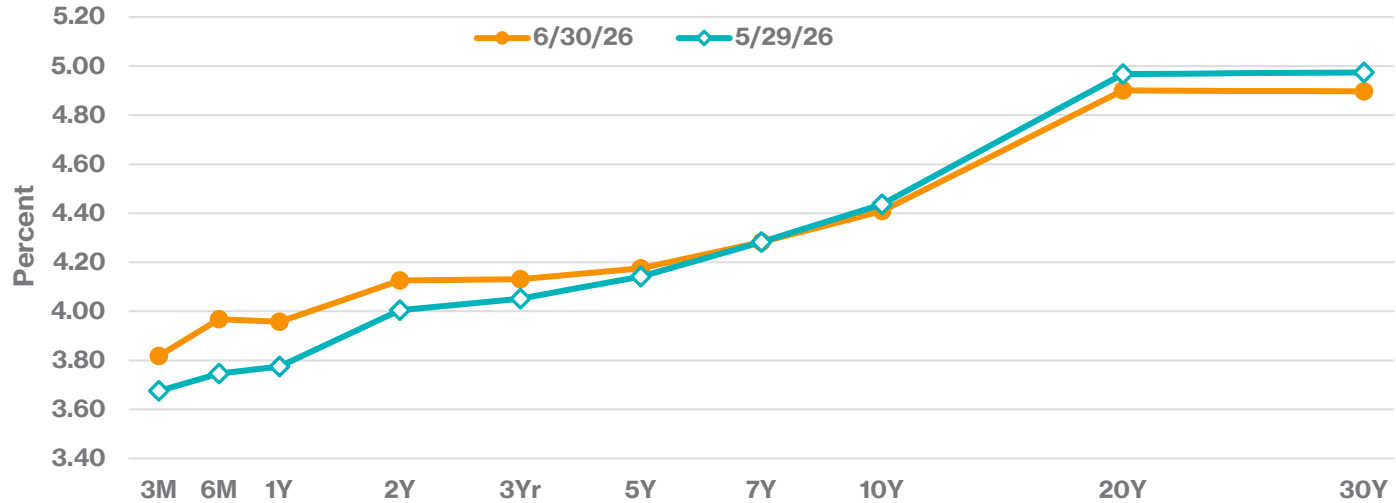
U.S. Consumer Price Index



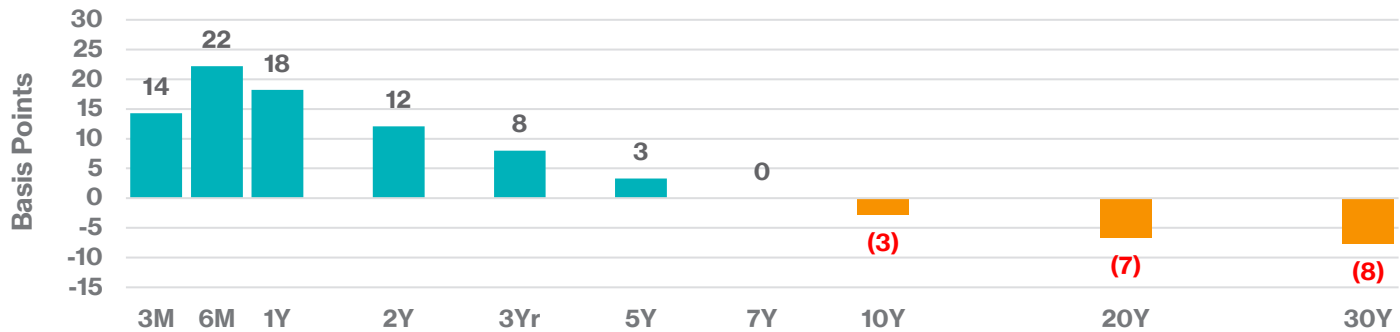
- U.S. inflation data released in May, accelerated to the fastest pace since 2023.
- A surge in energy prices accounted for most of the recent advance.
- However, the recent decline in oil prices should push inflation's rate of change lower for June.

SOURCE: BLOOMBERG

U.S. Treasury Yield Curve Change



Basis Point Change



Contents

Portfolio Summary	6
Portfolio Overview	7
Compliance Overview	8
Credit Quality	10
Position Statement	11
Amortization Schedule	16
Accrued Interest Schedule	19
Earnings by Fund	22
Transaction Statement	25
Income/Dividend Received	26
Contribution/Withdrawals and Expenses	27
Projected Cash Flows	28



Portfolio Summary

3.78

Weighted Average Yield to Maturity

2.45

Weighted Average Maturity (Years)

2.25

Portfolio Effective Duration (Years)

2.45

Weighted Average Life (Years)

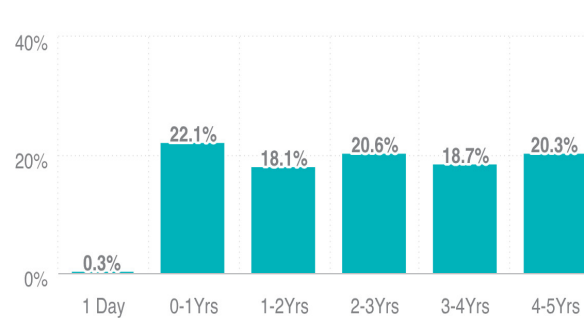
AA

Average Credit Rating

Portfolio Position

Par Value	\$931,556,572
Principal Cost	\$920,670,214
Book Value	\$926,171,680
Market Value	\$918,520,640
Unrealized Gain/Loss	(\$7,651,040)
Accrued Interest	\$8,408,510

Maturity Distribution



Sector Allocation



U.S. Treasuries	50.55%
Corporate Bonds	24.37%
U.S. Agencies	22.68%
Commercial Paper	2.14%
Money Market Funds	0.26%

Portfolio Overview

SECURITY TYPE	PAR VALUE	MARKET VALUE	BOOK VALUE	% OF PORTFOLIO	DAYS TO MATURITY	YIELD
Money Market Funds	2,376,572.01	2,376,572.01	2,376,572.01	0.26%	1	3.56
Commercial Paper	20,000,000.00	19,641,875.02	19,641,875.02	2.14%	170	3.91
U.S. Treasuries	471,750,000.00	464,320,743.41	469,386,374.13	50.55%	1,114	3.59
U.S. Agencies	209,930,000.00	208,314,924.90	209,273,187.79	22.68%	497	3.73
Corporate Bonds	227,500,000.00	223,866,525.00	225,493,671.45	24.37%	888	4.19
TOTAL	931,556,572.01	918,520,640.34	926,171,680.40	100.00%	896	3.78
CASH AND ACCRUED INTEREST						
Purchased Accrued Interest		625,930.75	625,930.75			
TOTAL CASH AND INVESTMENTS	931,556,572.01	919,146,571.09	926,797,611.15		896	3.78
TOTAL EARNINGS						
	CURRENT MONTH	FISCAL YEAR TO DATE				
	2,798,821.92	29,341,810.28				



Compliance Overview

RULE NAME	POLICY LIMIT	ACTUAL VALUE	COMPLIANCE STATUS
PORTFOLIO CONCENTRATION			
ABS Concentration	20.0	0.0	Compliant
CMO Concentration	20.0	0.0	Compliant
CP Concentration	25.0	2.1	Compliant
Corporates Concentration	25.0	24.3	Compliant
LGIP Concentration	50.0	0.0	Compliant
Muni Concentration	20.0	0.0	Compliant
Negotiable CD with FDIC Insurance Concentration	25.0	0.0	Compliant
Negotiable CD without FDIC Insurance Concentration	25.0	0.0	Compliant
Non-Negotiable CD's Concentration	5.0	0.0	Compliant
Supranational Concentration	15.0	0.0	Compliant
ISSUER CONCENTRATION			
ABS Issuer Concentration	5.0	0.0	Compliant
CMO Issuer Concentration	40.0	0.0	Compliant
Corp, CP, and CD Issuer Concentration	5.0	2.7	Compliant
Muni Issuer Concentration	5.0	0.0	Compliant
Supranational Issuer Concentration	10.0	0.0	Compliant
MATURITY			
CP Maturity (Days)	270.0	181.0	Compliant
Corporates Maturity	5.0	4.9	Compliant
Municipal Bonds Maturity	5.0	0.0	Compliant
Negotiable CD Maturity	13.0	0.0	Compliant
Non-Negotiable CD Maturity	5.0	0.0	Compliant
Supranational Maturity	5.0	0.0	Compliant
US Agency Obligation Maturity	5.0	4.7	Compliant
US Treasury Obligations Maturity	5.0	4.9	Compliant
CREDIT QUALITY			
ABS Rated AAA/Aaa/AAA by 1 NRSRO			Compliant
CMO Rated AAA/Aaa/AAA by 1 NRSRO			Compliant
CP Rated A-1/P-1/F-1 by 1 NRSRO			Compliant
Corporates Rated A-/A3/A- by 2 NRSRO			Compliant
MMF Rated AAA/Aaa/AAA by 1 NRSRO			Compliant
Munis Rated A/A2/A by 1 NRSRO			Compliant

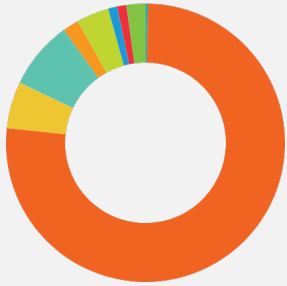


Compliance Overview

RULE NAME	POLICY LIMIT	ACTUAL VALUE	COMPLIANCE STATUS
Negotiable CDs above FDIC Limit (A-1/P-1/F-1; past 1 year A/A2/A rating)			Compliant
Supranational Rated AAA/Aaa/AAA by 1 NRSRO			Compliant

Credit Quality

Allocation by Rating



●	AAA	0.26%
●	AA+	76.44%
●	AA	5.41%
●	AA-	7.94%
●	A+	1.88%
●	A	3.74%
●	A-1+	1.07%
●	A-1	1.07%
●	NA	2.18%

Rating Distribution

SHORT TERM, MONEY MARKET FUNDS, & LGIPS RATINGS

	MARKET VALUE	ALLOCATION
AAA	2,376,572.01	0.26%
A-1+	9,834,375.02	1.07%
A-1	9,807,500.00	1.07%
TOTAL	22,018,447.03	2.40%

LONG TERM RATINGS

	MARKET VALUE	ALLOCATION
AA+	702,160,414.31	76.44%
AA	49,723,750.00	5.41%
AA-	72,976,300.00	7.94%
A+	17,308,675.00	1.88%
A	34,309,950.00	3.74%
NA	20,023,104.00	2.18%
TOTAL	896,502,193.31	97.60%
GRAND TOTAL	918,520,640.34	100.00%



Position Statement

CUSIP	DESCRIPTION	TRADE DATE SETTLE DATE	PAR VALUE	PRINCIPAL COST PURCHASED INTEREST	TOTAL COST	YIELD TO MATURITY	MATURITY DATE	DAYS TO MATURITY	MARKET PRICE MARKET VALUE	UNREALIZED GAIN/LOSS BOOK VALUE	% OF MV	MOODY'S S&P RATING
CITY OF LAS VEGAS, NV												
MONEY MARKET FUNDS												
X9USDINVE	INVESCO TREA-SURY;INST	06/30/2026 06/30/2026	2,376,572.01	2,376,572.01 0.00	2,376,572.01	3.56		1	1.00 2,376,572.01	0.00 2,376,572.01	0.26	Aaa AAA
MONEY MARKET FUNDS TOTAL			2,376,572.01	2,376,572.01 0.00	2,376,572.01	3.56		1	1.00 2,376,572.01	0.00 2,376,572.01	0.26	AAA
COMMERCIAL PAPER												
89233HM76	TOYOTA MOTOR CRD 12/07/26	03/12/2026 03/16/2026	10,000,000.00	9,722,916.70 0.00	9,722,916.70	3.86	12/07/2026	160	98.34 9,834,375.02	0.00 9,834,375.02	1.07	P-1 A-1+
62479MMU4	MUFG BANK NY 12/28/26	04/27/2026 04/28/2026	10,000,000.00	9,739,055.56 0.00	9,739,055.56	3.95	12/28/2026	181	98.08 9,807,500.00	0.00 9,807,500.00	1.07	P-1 A-1
COMMERCIAL PAPER TOTAL			20,000,000.00	19,461,972.26 0.00	19,461,972.26	3.91		170	98.21 19,641,875.02	0.00 19,641,875.02	2.14	AA-
U.S. TREASURIES												
91282CCP4	US TREASURY 0.625 07/31/26	08/20/2021 08/20/2021	10,000,000.00	9,935,546.90 0.00	9,935,546.90	0.76	07/31/2026	31	99.74 9,974,218.80	(24,708.87) 9,998,927.67	1.09	Aa1 AA+
91282CCW9	US TREASURY 0.750 08/31/26	09/23/2021 09/23/2021	20,000,000.00	19,936,718.80 0.00	19,936,718.80	0.82	08/31/2026	62	99.50 19,900,000.00	(97,855.83) 19,997,855.83	2.17	Aa1 AA+
9128283F5	US TREASURY 2.250 11/15/27	02/03/2023 02/03/2023	20,000,000.00	18,941,406.20 0.00	18,941,406.20	3.46	11/15/2027	503	97.46 19,492,968.80	(202,395.90) 19,695,364.70	2.12	Aa1 AA+
91282CMN8	US TREASURY 4.250 02/15/28	04/27/2026 04/29/2026	15,000,000.00	15,114,843.75 128,556.63	15,243,400.38	3.80	02/15/2028	595	100.11 15,016,992.15	(86,839.19) 15,103,831.34	1.63	Aa1 AA+
91282CMW8	US TREASURY 3.750 04/15/28	02/24/2026 02/25/2026	15,000,000.00	15,089,062.50 0.00	15,089,062.50	3.46	04/15/2028	655	99.28 14,892,187.50	(182,487.98) 15,074,675.48	1.62	Aa1 AA+
91282CNH0	US TREASURY 3.875 06/15/28	02/24/2026 02/25/2026	15,000,000.00	15,142,382.81 0.00	15,142,382.81	3.44	06/15/2028	716	99.46 14,919,140.70	(20,910.08) 15,121,050.78	1.62	Aa1 AA+
9128284V9	US TREASURY 2.875 08/15/28	09/09/2024 09/11/2024	20,000,000.00	19,528,906.25 0.00	19,528,906.25	3.52	08/15/2028	777	97.40 19,479,687.60	(265,198.67) 19,744,886.27	2.12	Aa1 AA+
91282CHX2	US TREASURY 4.375 08/31/28	10/25/2024 10/28/2024	10,000,000.00	10,104,687.50 0.00	10,104,687.50	4.08	08/31/2028	793	100.42 10,042,187.50	(16,951.32) 10,059,138.82	1.09	Aa1 AA+
91282CPC9	US TREASURY 3.500 10/15/28	12/12/2025 12/15/2025	7,500,000.00	7,482,421.88 0.00	7,482,421.88	3.59	10/15/2028	838	98.55 7,391,015.63	(94,769.03) 7,485,784.65	0.80	Aa1 AA+
91282CPC9	US TREASURY 3.500 10/15/28	10/21/2025 10/22/2025	5,000,000.00	5,006,250.00 0.00	5,006,250.00	3.46	10/15/2028	838	98.55 4,927,343.75	(77,459.97) 5,004,803.72	0.54	Aa1 AA+
9128285M8	US TREASURY 3.125 11/15/28	04/23/2025 04/24/2025	15,000,000.00	14,645,507.82 0.00	14,645,507.82	3.84	11/15/2028	869	97.66 14,649,609.45	(113,880.78) 14,763,490.23	1.59	Aa1 AA+
91282CPP0	US TREASURY 3.500 12/15/28	12/12/2025 12/15/2025	12,500,000.00	12,469,726.56 0.00	12,469,726.56	3.59	12/15/2028	899	98.46 12,307,617.25	(167,578.42) 12,475,195.67	1.34	Aa1 AA+
91282CPT2	US TREASURY 3.500 01/15/29	02/24/2026 02/25/2026	15,000,000.00	15,016,406.25 59,461.33	15,075,867.58	3.46	01/15/2029	930	98.40 14,759,765.70	(254,681.13) 15,014,446.83	1.61	Aa1 AA+
91282CKG5	US TREASURY 4.125 03/31/29	06/03/2025 06/04/2025	13,500,000.00	13,569,609.38 0.00	13,569,609.38	3.98	03/31/2029	1,005	99.89 13,485,234.38	(64,828.53) 13,550,062.91	1.47	Aa1 AA+



Position Statement

CUSIP	DESCRIPTION	TRADE DATE SETTLE DATE	PAR VALUE	PRINCIPAL COST PURCHASED INTEREST	TOTAL COST	YIELD TO MATURITY	MATURITY DATE	DAYS TO MATURITY	MARKET PRICE MARKET VALUE	UNREALIZED GAIN/LOSS BOOK VALUE	% OF MV	MOODY'S S&P RATING
91282CKX8	US TREASURY 4.250 06/30/29	07/10/2025 07/11/2025	20,000,000.00	20,260,937.50 0.00	20,260,937.50	3.89	06/30/2029	1,096	100.23 20,046,875.00	(150,177.80) 20,197,052.80	2.18	Aa1 AA+
91282CLC3	US TREASURY 4.000 07/31/29	07/10/2025 07/11/2025	15,000,000.00	15,058,007.82 0.00	15,058,007.82	3.90	07/31/2029	1,127	99.54 14,930,859.45	(113,243.73) 15,044,103.18	1.63	Aa1 AA+
91282CFT3	US TREASURY 4.000 10/31/29	06/29/2026 06/30/2026	20,000,000.00	19,927,343.75 132,608.70	20,059,952.45	4.12	10/31/2029	1,219	99.45 19,890,625.00	(36,778.35) 19,927,403.35	2.17	Aa1 AA+
91282CFY2	US TREASURY 3.875 11/30/29	06/03/2025 06/04/2025	15,000,000.00	14,916,210.95 0.00	14,916,210.95	4.01	11/30/2029	1,249	99.04 14,855,859.45	(80,379.13) 14,936,238.58	1.62	Aa1 AA+
91282CGB1	US TREASURY 3.875 12/31/29	04/23/2025 04/24/2025	15,000,000.00	14,974,218.75 0.00	14,974,218.75	3.91	12/31/2029	1,280	99.01 14,851,171.95	(129,567.41) 14,980,739.36	1.62	Aa1 AA+
91282CGJ4	US TREASURY 3.500 01/31/30	03/03/2026 03/04/2026	11,750,000.00	11,717,871.09 36,353.59	11,754,224.68	3.57	01/31/2030	1,311	97.75 11,485,625.00	(234,921.63) 11,720,546.63	1.25	Aa1 AA+
912828Z94	US TREASURY 1.500 02/15/30	05/20/2025 05/21/2025	20,000,000.00	17,820,312.50 0.00	17,820,312.50	4.05	02/15/2030	1,326	91.09 18,218,750.00	(112,800.58) 18,331,550.58	1.98	Aa1 AA+
91282CGZ8	US TREASURY 3.500 04/30/30	05/20/2025 05/21/2025	20,000,000.00	19,490,625.00 0.00	19,490,625.00	4.07	04/30/2030	1,400	97.58 19,515,625.00	(89,574.10) 19,605,199.10	2.12	Aa1 AA+
91282CHF1	US TREASURY 3.750 05/31/30	09/10/2025 09/11/2025	15,000,000.00	15,103,710.94 0.00	15,103,710.94	3.59	05/31/2030	1,431	98.42 14,763,281.25	(322,793.41) 15,086,074.66	1.61	Aa1 AA+
91282CNK3	US TREASURY 3.875 06/30/30	09/23/2025 09/24/2025	10,000,000.00	10,079,687.50 0.00	10,079,687.50	3.69	06/30/2030	1,461	98.84 9,884,375.00	(182,489.22) 10,066,864.22	1.08	Aa1 AA+
91282CNN7	US TREASURY 3.875 07/31/30	09/10/2025 09/11/2025	15,000,000.00	15,187,500.00 0.00	15,187,500.00	3.59	07/31/2030	1,492	98.82 14,823,046.95	(333,658.49) 15,156,705.44	1.61	Aa1 AA+
91282CPA3	US TREASURY 3.625 09/30/30	09/25/2025 09/30/2025	15,000,000.00	14,903,320.31 0.00	14,903,320.31	3.77	09/30/2030	1,553	97.79 14,668,359.45	(249,468.11) 14,917,827.56	1.60	Aa1 AA+
91282CPD7	US TREASURY 3.625 10/31/30	11/18/2025 11/20/2025	8,000,000.00	7,975,625.00 0.00	7,975,625.00	3.69	10/31/2030	1,584	97.73 7,818,750.00	(159,884.76) 7,978,634.76	0.85	Aa1 AA+
91282CPN5	US TREASURY 3.500 11/30/30	12/12/2025 12/15/2025	13,500,000.00	13,352,343.75 0.00	13,352,343.75	3.74	11/30/2030	1,614	97.20 13,121,367.26	(247,120.03) 13,368,487.28	1.43	Aa1 AA+
91282CPR6	US TREASURY 3.625 12/31/30	02/24/2026 02/25/2026	15,000,000.00	15,018,164.06 0.00	15,018,164.06	3.60	12/31/2030	1,645	97.65 14,647,265.70	(369,605.33) 15,016,871.03	1.59	Aa1 AA+
91282CPW5	US TREASURY 3.750 01/31/31	02/24/2026 02/25/2026	10,000,000.00	10,067,578.13 25,897.79	10,093,475.92	3.60	01/31/2031	1,676	98.12 9,811,718.80	(251,131.49) 10,062,850.29	1.07	Aa1 AA+
91282CKF7	US TREASURY 4.125 03/31/31	06/29/2026 06/30/2026	15,000,000.00	14,987,109.38 153,842.21	15,140,951.59	4.14	03/31/2031	1,735	99.63 14,944,921.95	(42,194.86) 14,987,116.81	1.63	Aa1 AA+
91282CQK0	US TREASURY 3.875 04/30/31	04/28/2026 04/30/2026	10,000,000.00	9,952,734.38 0.00	9,952,734.38	3.98	04/30/2031	1,765	98.57 9,857,031.30	(97,307.94) 9,954,339.24	1.07	Aa1 AA+
91282CQU8	US TREASURY 4.125 05/31/31	06/11/2026 06/12/2026	15,000,000.00	14,957,812.50 20,286.89	14,978,099.39	4.19	05/31/2031	1,796	99.65 14,947,265.70	(10,988.68) 14,958,254.38	1.63	Aa1 AA+
U.S. TREASURIES TOTAL			471,750,000.00	467,734,589.91 557,007.14	468,291,597.05	3.59		1,114	98.46 464,320,743.41	(5,065,630.73) 469,386,374.13	50.55	AA+
U.S. AGENCIES												
3133ERML2	FED FARM CR BNKS 4.500 07/24/26	07/25/2024 07/30/2024	20,000,000.00	20,002,200.00 0.00	20,002,200.00	4.49	07/24/2026	24	100.05 20,009,600.00	9,529.81 20,000,070.19	2.18	Aa1 AA+



Position Statement

CUSIP	DESCRIPTION	TRADE DATE SETTLE DATE	PAR VALUE	PRINCIPAL COST PURCHASED INTEREST	TOTAL COST	YIELD TO MATURITY	MATURITY DATE	DAYS TO MATURITY	MARKET PRICE MARKET VALUE	UNREALIZED GAIN/LOSS BOOK VALUE	% OF MV	MOODY'S S&P RATING
3133ERNE7	FED FARM CR BNKS 4.375 08/05/26	08/06/2024 08/07/2024	19,000,000.00	19,144,780.00 0.00	19,144,780.00	3.97	08/05/2026	36	100.01 19,001,330.00	(5,639.58) 19,006,969.58	2.07	Aa1 AA+
31422XNU2	FARMER MAC 0.980 10/19/26 MTN	10/19/2021 10/19/2021	10,200,000.00	10,186,944.00 0.00	10,186,944.00	1.01	10/19/2026	111	99.05 10,103,304.00	(95,908.15) 10,199,212.15	1.10	NA NA
3130APVJ1	FHLBANKS 1.500 11/23/26 '26	04/26/2024 04/26/2024	11,000,000.00	10,075,120.00 0.00	10,075,120.00	5.02	11/23/2026	146	98.94 10,882,960.00	25,704.61 10,857,255.39	1.18	Aa1 AA+
3130AHRN0	FHLBANKS 2.020 12/16/26 '26	06/07/2023 06/07/2023	9,000,000.00	8,313,750.00 0.00	8,313,750.00	4.38	12/16/2026	169	99.02 8,911,800.00	1,478.79 8,910,321.21	0.97	Aa1 AA+
3133EN5V8	FED FARM CR BNKS 4.125 01/11/27	01/11/2023 01/11/2023	20,000,000.00	20,151,320.00 0.00	20,151,320.00	3.92	01/11/2027	195	100.03 20,006,000.00	(14,106.21) 20,020,106.21	2.18	Aa1 AA+
3130AQLX9	FHLBANKS 3.000 01/27/27 '26	01/27/2022 01/27/2022	15,000,000.00	15,000,000.00 0.00	15,000,000.00	1.46	01/27/2027	211	99.43 14,914,650.00	(85,350.00) 15,000,000.00	1.62	Aa1 AA+
3133EPJP1	FED FARM CR BNKS 3.625 05/12/27	05/12/2023 05/12/2023	15,000,000.00	14,962,500.00 0.00	14,962,500.00	3.69	05/12/2027	316	99.55 14,931,900.00	(59,994.74) 14,991,894.74	1.63	Aa1 AA+
31422XE24	FARMER MAC 3.500 08/23/27 MTN	08/23/2022 08/23/2022	10,000,000.00	10,000,000.00 0.00	10,000,000.00	3.50	08/23/2027	419	99.20 9,919,800.00	(80,200.00) 10,000,000.00	1.08	NA NA
3133EN5N6	FED FARM CR BNKS 4.000 01/06/28	02/08/2023 02/08/2023	10,000,000.00	10,053,270.00 0.00	10,053,270.00	3.88	01/06/2028	555	99.69 9,968,600.00	(47,862.03) 10,016,462.03	1.09	Aa1 AA+
3133EPDP7	FED FARM CR BNKS 3.625 03/21/28	03/24/2023 03/24/2023	20,000,000.00	19,902,800.00 0.00	19,902,800.00	3.73	03/21/2028	630	98.97 19,794,200.00	(172,217.72) 19,966,417.72	2.16	Aa1 AA+
3133EMV74	FED FARM CR BNKS 1.400 04/26/29 '25	09/10/2025 09/11/2025	7,230,000.00	6,699,245.70 0.00	6,699,245.70	3.58	04/26/2029	1,031	92.08 6,657,600.90	(159,189.03) 6,816,789.93	0.72	Aa1 AA+
3133ERDH1	FED FARM CR BNKS 4.750 04/30/29	05/15/2024 05/15/2024	20,000,000.00	20,170,600.00 0.00	20,170,600.00	4.56	04/30/2029	1,035	101.35 20,270,000.00	172,501.12 20,097,498.88	2.21	Aa1 AA+
880591FE7	TVA 3.875 08/01/30	08/12/2025 08/13/2025	14,000,000.00	13,958,700.00 0.00	13,958,700.00	3.94	08/01/2030	1,493	98.66 13,812,540.00	(153,491.09) 13,966,031.09	1.50	Aa1 AA+
3136GCRS6	FANNIE MAE 3.625 03/12/31 '27	03/03/2026 03/12/2026	9,500,000.00	9,419,250.00 0.00	9,419,250.00	3.81	03/12/2031	1,716	96.11 9,130,640.00	(293,518.68) 9,424,158.68	0.99	Aa1 AA+
U.S. AGENCIES TOTAL			209,930,000.00	208,040,479.70 0.00	208,040,479.70	3.73		497	99.26 208,314,924.90	(958,262.89) 209,273,187.79	22.68	AA+
CORPORATE BONDS												
59217GER6	METLIFE GBL FDG 1.875 01/11/27 MTN	07/17/2024 07/18/2024	10,000,000.00	9,343,100.00 0.00	9,343,100.00	4.71	01/11/2027	195	98.78 9,878,100.00	18,848.61 9,859,251.39	1.08	Aa3 AA-
06406RBA4	BONY MELLON 2.050 01/26/27 '26 MTN	01/26/2022 01/26/2022	15,000,000.00	15,009,900.00 0.00	15,009,900.00	2.04	01/26/2027	210	98.79 14,817,750.00	(183,245.20) 15,000,995.20	1.61	Aa3 A



Position Statement

CUSIP	DESCRIPTION	TRADE DATE SETTLE DATE	PAR VALUE	PRINCIPAL COST PURCHASED INTEREST	TOTAL COST	YIELD TO MATURITY	MATURITY DATE	DAYS TO MATURITY	MARKET PRICE MARKET VALUE	UNREALIZED GAIN/LOSS BOOK VALUE	% OF MV	MOODY'S S&P RATING
037833CJ7	APPLE 3.350 02/09/27 '26	11/10/2023 11/10/2023	10,000,000.00	9,527,400.00 0.00	9,527,400.00	4.94	02/09/2027	224	99.47 9,947,400.00	36,250.38 9,911,149.62	1.08	Aaa AA+
023135BC9	AMAZON.COM 3.150 08/22/27 '27	10/20/2023 10/20/2023	10,000,000.00	9,221,300.00 0.00	9,221,300.00	5.42	08/22/2027	418	98.80 9,879,800.00	(63,235.10) 9,943,035.10	1.08	A1 AA
023135BC9	AMAZON.COM 3.150 08/22/27 '27	08/26/2022 08/26/2022	10,000,000.00	9,751,500.00 0.00	9,751,500.00	3.70	08/22/2027	418	98.80 9,879,800.00	111,779.38 9,768,020.62	1.08	A1 AA
931142EX7	WALMART 3.950 09/09/27 '27	12/19/2022 12/19/2022	15,000,000.00	15,000,000.00 0.00	15,000,000.00	3.95	09/09/2027	436	99.78 14,966,850.00	(33,150.00) 15,000,000.00	1.63	Aa2 AA
91324PDE9	UNITEDHEALTH 2.950 10/15/27	09/28/2023 09/28/2023	10,000,000.00	9,175,700.00 0.00	9,175,700.00	5.24	10/15/2027	472	98.30 9,830,200.00	93,208.34 9,736,991.66	1.07	A2 A+
57636QBA1	MASTERCARD 4.100 01/15/28 '27	06/18/2025 06/20/2025	7,500,000.00	7,513,050.00 0.00	7,513,050.00	4.03	01/15/2028	564	99.71 7,478,475.00	(29,171.04) 7,507,646.04	0.81	Aa3 A+
037833EY2	APPLE 4.000 05/12/28 '28	06/18/2025 06/20/2025	10,000,000.00	9,984,100.00 0.00	9,984,100.00	4.06	05/12/2028	682	99.55 9,955,100.00	(34,656.01) 9,989,756.01	1.08	Aaa AA+
64952WFP3	NYL GLOBAL FUND 4.150 07/25/28 MTN	09/11/2025 09/18/2025	15,000,000.00	15,115,500.00 0.00	15,115,500.00	3.86	07/25/2028	756	99.26 14,888,400.00	(195,368.01) 15,083,768.01	1.62	Aa1 AA+
166756BH8	CHEVRON USA 4.050 08/13/28 '28	08/12/2025 08/13/2025	10,000,000.00	10,017,200.00 0.00	10,017,200.00	3.99	08/13/2028	775	99.50 9,950,000.00	(61,999.62) 10,011,999.62	1.08	Aa2 AA-
17275RBR2	CISCO SYSTEMS 4.850 02/26/29 '29	07/17/2024 07/18/2024	10,000,000.00	10,129,900.00 0.00	10,129,900.00	4.53	02/26/2029	972	101.06 10,105,900.00	31,872.59 10,074,027.41	1.10	A1 AA-
58989V2H6	MET TOWER GLOBAL 5.250 04/12/29 MTN	06/26/2024 06/26/2024	10,000,000.00	10,094,500.00 0.00	10,094,500.00	5.02	04/12/2029	1,017	101.66 10,165,700.00	110,827.15 10,054,872.85	1.11	Aa3 AA-
30231GBE1	EXXON MOBIL 2.440 08/16/29 '29	08/20/2024 08/22/2024	10,000,000.00	9,265,900.00 0.00	9,265,900.00	4.08	08/16/2029	1,143	94.48 9,448,000.00	(91,109.05) 9,539,109.05	1.03	Aa2 AA-
48130CTE5	JP MORGAN 4.325 09/20/29 '27 MTN	09/19/2024 09/20/2024	20,000,000.00	20,000,000.00 0.00	20,000,000.00	4.33	09/20/2029	1,178	97.46 19,492,200.00	(507,800.00) 20,000,000.00	2.12	A1 A
742718FH7	PROCTER GAMBLE 3.000 03/25/30	10/10/2025 10/14/2025	5,000,000.00	4,808,650.00 0.00	4,808,650.00	3.95	03/25/2030	1,364	95.25 4,762,700.00	(76,603.73) 4,839,303.73	0.52	Aa3 AA-
053015AF0	ADP 1.250 09/01/30 '30	02/23/2026 02/24/2026	10,000,000.00	8,932,000.00 0.00	8,932,000.00	3.85	09/01/2030	1,524	87.96 8,795,700.00	(218,503.64) 9,014,203.64	0.96	Aa3 AA-
64952WFR9	NYL GLOBAL FUND 4.250 01/09/31 MTN	01/05/2026 01/09/2026	10,000,000.00	9,984,000.00 0.00	9,984,000.00	4.29	01/09/2031	1,654	98.44 9,843,900.00	(141,615.88) 9,985,515.88	1.07	Aa1 AA+
6944PL3M9	PACIFIC LIFE GLO 4.375 02/03/31 MTN	02/23/2026 02/24/2026	10,000,000.00	10,134,600.00 25,520.83	10,160,120.83	4.07	02/03/2031	1,679	98.70 9,870,200.00	(254,929.53) 10,125,129.53	1.07	Aa3 AA-
02079KKB2	ALPHABET 4.100 02/15/31 '31	02/09/2026 02/17/2026	5,000,000.00	4,991,450.00 2,277.78	4,993,727.78	4.14	02/15/2031	1,691	98.26 4,913,050.00	(79,028.13) 4,992,078.13	0.53	Aa2 AA+
637639AT2	NATL SECUR CLEAR 4.700 06/09/31 '31	06/29/2026 06/30/2026	15,000,000.00	15,056,850.00 41,125.00	15,097,975.00	4.61	06/09/2031	1,805	99.98 14,997,300.00	(59,517.95) 15,056,817.95	1.63	Aa1 AA
CORPORATE BONDS TOTAL			227,500,000.00	223,056,600.00 68,923.61	223,125,523.61	4.19		888	98.48 223,866,525.00	(1,627,146.45) 225,493,671.45	24.37	AA-



Position Statement

CUSIP	DESCRIPTION	TRADE DATE SETTLE DATE	PAR VALUE	PRINCIPAL COST PURCHASED INTEREST	TOTAL COST	YIELD TO MATURITY	MATURITY DATE	DAYS TO MATURITY	MARKET PRICE MARKET VALUE	UNREALIZED GAIN/LOSS BOOK VALUE	% OF MV	MOODY'S S&P RATING
CITY OF LAS VEGAS, NV TOTAL			931,556,572.01	920,670,213.88 625,930.75	921,296,144.63	3.78		896	918,520,640.34	(7,651,040.06) 926,171,680.40	100.00	AA
GRAND TOTAL			931,556,572.01	920,670,213.88 625,930.75	921,296,144.63	3.78		896	918,520,640.34	(7,651,040.06) 926,171,680.40	100.00	AA



Amortization Schedule

CUSIP	DESCRIPTION	PAR VALUE	PRINCIPAL COST	ORIGINAL PREMIUM OR DISCOUNT	BEGINNING BOOK VALUE	CURRENT PERIOD AMORT	ENDING BOOK VALUE	TOTAL AMORTIZATION	UNAMORTIZED BALANCE
CITY OF LAS VEGAS, NV									
053015AF0	ADP 1.250 09/01/30 '30	10,000,000.00	8,932,000.00	(1,068,000.00)	8,994,785.45	19,418.18	9,014,203.64	82,203.64	(985,796.36)
02079KBK2	ALPHABET 4.100 02/15/31 '31	5,000,000.00	4,991,450.00	(8,550.00)	4,991,937.50	140.63	4,992,078.13	628.13	(7,921.88)
023135BC9	AMAZON.COM 3.150 08/22/27 '27	10,000,000.00	9,221,300.00	(778,700.00)	9,938,936.91	4,098.19	9,943,035.10	721,735.10	(56,964.90)
023135BC9	AMAZON.COM 3.150 08/22/27 '27	10,000,000.00	9,751,500.00	(248,500.00)	9,751,331.46	16,689.16	9,768,020.62	16,520.62	(231,979.38)
037833CJ7	APPLE 3.350 02/09/27 '26	10,000,000.00	9,527,400.00	(472,600.00)	9,899,196.66	11,952.97	9,911,149.62	383,749.62	(88,850.38)
037833EY2	APPLE 4.000 05/12/28 '28	10,000,000.00	9,984,100.00	(15,900.00)	9,989,304.73	451.28	9,989,756.01	5,656.01	(10,243.99)
06406RBA4	BONY MELLON 2.050 01/26/27 '26 MTN	15,000,000.00	15,009,900.00	9,900.00	15,001,164.83	(169.64)	15,000,995.20	(8,904.80)	995.20
166756BH8	CHEVRON USA 4.050 08/13/28 '28	10,000,000.00	10,017,200.00	17,200.00	10,012,484.13	(484.51)	10,011,999.62	(5,200.38)	11,999.62
17275RBR2	CISCO SYSTEMS 4.850 02/26/29 '29	10,000,000.00	10,129,900.00	129,900.00	10,076,389.99	(2,362.58)	10,074,027.41	(55,872.59)	74,027.41
30231GBE1	EXXON MOBIL 2.440 08/16/29 '29	10,000,000.00	9,265,900.00	(734,100.00)	9,527,001.59	12,107.47	9,539,109.05	273,209.05	(460,890.95)
3136GCRS6	FANNIE MAE 3.625 03/12/31 '27	9,500,000.00	9,419,250.00	(80,750.00)	9,422,832.01	1,326.67	9,424,158.68	4,908.68	(75,841.32)
31422XNU2	FARMER MAC 0.980 10/19/26 MTN	10,200,000.00	10,186,944.00	(13,056.00)	10,198,997.28	214.87	10,199,212.15	12,268.15	(787.85)
31422XE24	FARMER MAC 3.500 08/23/27 MTN	10,000,000.00	10,000,000.00	0.00	10,000,000.00	0.00	10,000,000.00	0.00	0.00
3133EMV74	FED FARM CR BNKS 1.400 04/26/29 '25	7,230,000.00	6,699,245.70	(530,754.30)	6,804,754.68	12,035.24	6,816,789.93	117,544.23	(413,210.07)
3133EPDP7	FED FARM CR BNKS 3.625 03/21/28	20,000,000.00	19,902,800.00	(97,200.00)	19,964,816.02	1,601.70	19,966,417.72	63,617.72	(33,582.28)
3133EPJP1	FED FARM CR BNKS 3.625 05/12/27	15,000,000.00	14,962,500.00	(37,500.00)	14,991,122.81	771.93	14,991,894.74	29,394.74	(8,105.26)
3133EN5N6	FED FARM CR BNKS 4.000 01/06/28	10,000,000.00	10,053,270.00	53,270.00	10,017,353.48	(891.45)	10,016,462.03	(36,807.97)	16,462.03
3133EN5V8	FED FARM CR BNKS 4.125 01/11/27	20,000,000.00	20,151,320.00	151,320.00	20,023,215.41	(3,109.21)	20,020,106.21	(131,213.79)	20,106.21
3133ERNE7	FED FARM CR BNKS 4.375 08/05/26	19,000,000.00	19,144,780.00	144,780.00	19,012,943.50	(5,973.92)	19,006,969.58	(137,810.42)	6,969.58
3133ERML2	FED FARM CR BNKS 4.500 07/24/26	20,000,000.00	20,002,200.00	2,200.00	20,000,161.75	(91.56)	20,000,070.19	(2,129.81)	70.19
3133ERDH1	FED FARM CR BNKS 4.750 04/30/29	20,000,000.00	20,170,600.00	170,600.00	20,100,327.67	(2,828.79)	20,097,498.88	(73,101.12)	97,498.88
3130AVWS7	FEDERAL HOME LOAN BANKS 3.75 06/12/2026	10,000,000.00	10,065,100.00	65,100.00	10,000,633.46	(633.46)	0.00	(65,100.00)	0.00
3130APVJ1	FHLBANKS 1.500 11/23/26 '26	11,000,000.00	10,075,120.00	(924,880.00)	10,827,722.02	29,533.37	10,857,255.39	782,135.39	(142,744.61)
3130AHNR0	FHLBANKS 2.020 12/16/26 '26	9,000,000.00	8,313,750.00	(686,250.00)	8,894,307.14	16,014.07	8,910,321.21	596,571.21	(89,678.79)
3130AQLX9	FHLBANKS 3.000 01/27/27 '26	15,000,000.00	15,000,000.00	0.00	15,000,000.00	0.00	15,000,000.00	0.00	0.00
48130CTE5	JP MORGAN 4.325 09/20/29 '27 MTN	20,000,000.00	20,000,000.00	0.00	20,000,000.00	0.00	20,000,000.00	0.00	0.00
57636QBA1	MASTERCARD 4.100 01/15/28 '27	7,500,000.00	7,513,050.00	13,050.00	7,508,077.20	(431.17)	7,507,646.04	(5,403.96)	7,646.04



Amortization Schedule

CUSIP	DESCRIPTION	PAR VALUE	PRINCIPAL COST	ORIGINAL PREMIUM OR DISCOUNT	BEGINNING BOOK VALUE	CURRENT PERIOD AMORT	ENDING BOOK VALUE	TOTAL AMORTIZATION	UNAMORTIZED BALANCE
58989V2H6	MET TOWER GLOBAL 5.250 04/12/29 MTN	10,000,000.00	10,094,500.00	94,500.00	10,056,493.11	(1,620.26)	10,054,872.85	(39,627.15)	54,872.85
59217GER6	METLIFE GBL FDG 1.875 01/11/27 MTN	10,000,000.00	9,343,100.00	(656,900.00)	9,837,486.14	21,765.25	9,859,251.39	516,151.39	(140,748.61)
62479MMU4	MUFG BANK NY 12/28/26	10,000,000.00	9,739,055.56	(260,944.44)	9,775,416.67	32,083.33	9,807,500.00	68,444.44	(192,500.00)
637639AT2	NATL SECUR CLEAR 4.700 06/09/31'31	15,000,000.00	15,056,850.00	56,850.00	0.00	(32.05)	15,056,817.95	(32.05)	56,817.95
64952WFP3	NYL GLOBAL FUND 4.150 07/25/28 MTN	15,000,000.00	15,115,500.00	115,500.00	15,087,096.54	(3,328.53)	15,083,768.01	(31,731.99)	83,768.01
64952WFR9	NYL GLOBAL FUND 4.250 01/09/31 MTN	10,000,000.00	9,984,000.00	(16,000.00)	9,985,253.01	262.87	9,985,515.88	1,515.88	(14,484.12)
6944PL3M9	PACIFIC LIFE GLO 4.375 02/03/31 MTN	10,000,000.00	10,134,600.00	134,600.00	10,127,366.65	(2,237.12)	10,125,129.53	(9,470.47)	125,129.53
742718FH7	PROCTER GAMBLE 3.000 03/25/30	5,000,000.00	4,808,650.00	(191,350.00)	4,835,766.76	3,536.97	4,839,303.73	30,653.73	(160,696.27)
89233HM76	TOYOTA MOTOR CRD 12/07/26	10,000,000.00	9,722,916.70	(277,083.30)	9,803,125.02	31,250.00	9,834,375.02	111,458.32	(165,624.98)
880591FE7	TVA 3.875 08/01/30	14,000,000.00	13,958,700.00	(41,300.00)	13,965,348.07	683.02	13,966,031.09	7,331.09	(33,968.91)
91324PDE9	UNITEDHEALTH 2.950 10/15/27	10,000,000.00	9,175,700.00	(824,300.00)	9,720,239.54	16,752.12	9,736,991.66	561,291.66	(263,008.34)
91282CCP4	US TREASURY 0.625 07/31/26	10,000,000.00	9,935,546.90	(64,453.10)	9,997,855.34	1,072.33	9,998,927.67	63,380.77	(1,072.33)
91282CCW9	US TREASURY 0.750 08/31/26	20,000,000.00	19,936,718.80	(63,281.20)	19,996,801.32	1,054.51	19,997,855.83	61,137.03	(2,144.17)
912828Z94	US TREASURY 1.500 02/15/30	20,000,000.00	17,820,312.50	(2,179,687.50)	18,293,774.37	37,776.21	18,331,550.58	511,238.08	(1,668,449.42)
9128283F5	US TREASURY 2.250 11/15/27	20,000,000.00	18,941,406.20	(1,058,593.80)	19,677,159.40	18,205.30	19,695,364.70	753,958.50	(304,635.31)
9128284V9	US TREASURY 2.875 08/15/28	20,000,000.00	19,528,906.25	(471,093.75)	19,735,023.63	9,862.64	19,744,886.27	215,980.02	(255,113.73)
9128285M8	US TREASURY 3.125 11/15/28	15,000,000.00	14,645,507.82	(354,492.18)	14,755,315.93	8,174.30	14,763,490.23	117,982.41	(236,509.77)
91282CPT2	US TREASURY 3.500 01/15/29	15,000,000.00	15,016,406.25	16,406.25	15,014,913.36	(466.53)	15,014,446.83	(1,959.42)	14,446.83
91282CGJ4	US TREASURY 3.500 01/31/30	11,750,000.00	11,717,871.09	(32,128.91)	11,719,872.12	674.50	11,720,546.63	2,675.54	(29,453.37)
91282CGZ8	US TREASURY 3.500 04/30/30	20,000,000.00	19,490,625.00	(509,375.00)	19,596,733.03	8,466.07	19,605,199.10	114,574.10	(394,800.90)
91282CPC9	US TREASURY 3.500 10/15/28	7,500,000.00	7,482,421.88	(17,578.12)	7,485,275.14	509.51	7,485,784.65	3,362.77	(14,215.35)
91282CPC9	US TREASURY 3.500 10/15/28	5,000,000.00	5,006,250.00	6,250.00	5,004,975.90	(172.18)	5,004,803.72	(1,446.28)	4,803.72
91282CPN5	US TREASURY 3.500 11/30/30	13,500,000.00	13,352,343.75	(147,656.25)	13,366,041.29	2,445.99	13,368,487.28	16,143.53	(131,512.72)
91282CPP0	US TREASURY 3.500 12/15/28	12,500,000.00	12,469,726.56	(30,273.44)	12,474,367.01	828.65	12,475,195.67	5,469.11	(24,804.33)
91282CPA3	US TREASURY 3.625 09/30/30	15,000,000.00	14,903,320.31	(96,679.69)	14,916,239.17	1,588.38	14,917,827.56	14,507.25	(82,172.44)
91282CPD7	US TREASURY 3.625 10/31/30	8,000,000.00	7,975,625.00	(24,375.00)	7,978,229.86	404.90	7,978,634.76	3,009.76	(21,365.24)
91282CPR6	US TREASURY 3.625 12/31/30	15,000,000.00	15,018,164.06	18,164.06	15,017,178.89	(307.87)	15,016,871.03	(1,293.03)	16,871.03
91282CPW5	US TREASURY 3.750 01/31/31	10,000,000.00	10,067,578.13	67,578.13	10,063,975.96	(1,125.68)	10,062,850.29	(4,727.84)	62,850.29
91282CMW8	US TREASURY 3.750 04/15/28	15,000,000.00	15,089,062.50	89,062.50	15,078,100.96	(3,425.48)	15,074,675.48	(14,387.02)	74,675.48



Amortization Schedule

CUSIP	DESCRIPTION	PAR VALUE	PRINCIPAL COST	ORIGINAL PREMIUM OR DISCOUNT	BEGINNING BOOK VALUE	CURRENT PERIOD AMORT	ENDING BOOK VALUE	TOTAL AMORTIZATION	UNAMORTIZED BALANCE
91282CHF1	US TREASURY 3.750 05/31/30	15,000,000.00	15,103,710.94	103,710.94	15,087,880.43	(1,805.76)	15,086,074.66	(17,636.28)	86,074.66
91282CQK0	US TREASURY 3.875 04/30/31	10,000,000.00	9,952,734.38	(47,265.62)	9,953,562.69	776.54	9,954,339.24	1,604.86	(45,660.76)
91282CNH0	US TREASURY 3.875 06/15/28	15,000,000.00	15,142,382.81	142,382.81	15,126,129.84	(5,079.05)	15,121,050.78	(21,332.03)	121,050.78
91282CNK3	US TREASURY 3.875 06/30/30	10,000,000.00	10,079,687.50	79,687.50	10,068,238.15	(1,373.92)	10,066,864.22	(12,823.28)	66,864.22
91282CNN7	US TREASURY 3.875 07/31/30	15,000,000.00	15,187,500.00	187,500.00	15,159,858.46	(3,153.03)	15,156,705.44	(30,794.56)	156,705.44
91282CFY2	US TREASURY 3.875 11/30/29	15,000,000.00	14,916,210.95	(83,789.05)	14,934,705.85	1,532.73	14,936,238.58	20,027.63	(63,761.42)
91282CGB1	US TREASURY 3.875 12/31/29	15,000,000.00	14,974,218.75	(25,781.25)	14,980,287.58	451.77	14,980,739.36	6,520.61	(19,260.64)
91282CLC3	US TREASURY 4.000 07/31/29	15,000,000.00	15,058,007.82	58,007.82	15,045,278.22	(1,175.04)	15,044,103.18	(13,904.64)	44,103.18
91282CFT3	US TREASURY 4.000 10/31/29	20,000,000.00	19,927,343.75	(72,656.25)	0.00	59.60	19,927,403.35	59.60	(72,596.65)
91282CKG5	US TREASURY 4.125 03/31/29	13,500,000.00	13,569,609.38	69,609.38	13,551,558.81	(1,495.90)	13,550,062.91	(19,546.47)	50,062.91
91282CKF7	US TREASURY 4.125 03/31/31	15,000,000.00	14,987,109.38	(12,890.62)	0.00	7.43	14,987,116.81	7.43	(12,883.19)
91282CQU8	US TREASURY 4.125 05/31/31	15,000,000.00	14,957,812.50	(42,187.50)	0.00	441.88	14,958,254.38	441.88	(41,745.62)
91282CMN8	US TREASURY 4.250 02/15/28	15,000,000.00	15,114,843.75	114,843.75	15,109,075.34	(5,244.01)	15,103,831.34	(11,012.41)	103,831.34
91282CKX8	US TREASURY 4.250 06/30/29	20,000,000.00	20,260,937.50	260,937.50	20,202,451.51	(5,398.71)	20,197,052.80	(63,884.70)	197,052.80
91282CHX2	US TREASURY 4.375 08/31/28	10,000,000.00	10,104,687.50	104,687.50	10,061,378.93	(2,240.11)	10,059,138.82	(45,548.68)	59,138.82
931142EX7	WALMART 3.950 09/09/27 '27	15,000,000.00	15,000,000.00	0.00	15,000,000.00	0.00	15,000,000.00	0.00	0.00
TOTAL		939,180,000.00	928,358,741.87	(10,886,358.13)	868,595,627.70	270,365.06	923,795,108.39	5,436,366.52	(5,384,891.61)
GRAND TOTAL		939,180,000.00	928,358,741.87	(10,886,358.13)	868,595,627.70	270,365.06	923,795,108.39	5,436,366.52	(5,384,891.61)



Accrued Interest Schedule

IDENTIFIER	DESCRIPTION	SETTLE DATE	PAR VALUE	PRINCIPAL COST	BEGINNING ACCRUED INTEREST	PURCHASED INTEREST	CURRENT PERIOD ACCRUAL	INTEREST RECEIVED	ENDING ACCRUED INTEREST
CITY OF LAS VEGAS, NV									
053015AF0	ADP 1.250 09/01/30 '30	2026-02-24	10,000,000.00	8,932,000.00	31,250.00	0.00	10,416.67	0.00	41,666.67
02079KBK2	ALPHABET 4.100 02/15/31 '31	2026-02-17	5,000,000.00	4,991,450.00	61,500.00	0.00	17,083.33	0.00	78,583.33
023135BC9	AMAZON.COM 3.150 08/22/27 '27	2022-08-26	10,000,000.00	9,751,500.00	86,625.00	0.00	26,250.00	0.00	112,875.00
023135BC9	AMAZON.COM 3.150 08/22/27 '27	2023-10-20	10,000,000.00	9,221,300.00	86,625.00	0.00	26,250.00	0.00	112,875.00
037833CJ7	APPLE 3.350 02/09/27 '26	2023-11-10	10,000,000.00	9,527,400.00	104,222.22	0.00	27,916.67	0.00	132,138.89
037833EY2	APPLE 4.000 05/12/28 '28	2025-06-20	10,000,000.00	9,984,100.00	21,111.11	0.00	33,333.33	0.00	54,444.44
06406RBA4	BONY MELLON 2.050 01/26/27 '26 MTN	2022-01-26	15,000,000.00	15,009,900.00	106,770.83	0.00	25,625.00	0.00	132,395.83
166756BH8	CHEVRON USA 4.050 08/13/28 '28	2025-08-13	10,000,000.00	10,017,200.00	121,500.00	0.00	33,750.00	0.00	155,250.00
17275RBR2	CISCO SYSTEMS 4.850 02/26/29 '29	2024-07-18	10,000,000.00	10,129,900.00	127,986.11	0.00	40,416.67	0.00	168,402.78
30231GBE1	EXXON MOBIL 2.440 08/16/29 '29	2024-08-22	10,000,000.00	9,265,900.00	71,166.67	0.00	20,333.33	0.00	91,500.00
3136GCRS6	FANNIE MAE 3.625 03/12/31 '27	2026-03-12	9,500,000.00	9,419,250.00	75,571.18	0.00	28,697.92	0.00	104,269.10
31422XNU2	FARMER MAC 0.980 10/19/26 MTN	2021-10-19	10,200,000.00	10,186,944.00	11,662.00	0.00	8,330.00	0.00	19,992.00
31422XE24	FARMER MAC 3.500 08/23/27 MTN	2022-08-23	10,000,000.00	10,000,000.00	95,277.78	0.00	29,166.67	0.00	124,444.44
3133EMV74	FED FARM CR BNKS 1.400 04/26/29 '25	2025-09-11	7,230,000.00	6,699,245.70	9,840.83	0.00	8,435.00	0.00	18,275.83
3133EPDP7	FED FARM CR BNKS 3.625 03/21/28	2023-03-24	20,000,000.00	19,902,800.00	140,972.22	0.00	60,416.67	0.00	201,388.89
3133EPJP1	FED FARM CR BNKS 3.625 05/12/27	2023-05-12	15,000,000.00	14,962,500.00	28,697.92	0.00	45,312.50	0.00	74,010.42
3133EN5N6	FED FARM CR BNKS 4.000 01/06/28	2023-02-08	10,000,000.00	10,053,270.00	161,111.11	0.00	33,333.33	0.00	194,444.44
3133EN5V8	FED FARM CR BNKS 4.125 01/11/27	2023-01-11	20,000,000.00	20,151,320.00	320,833.33	0.00	68,750.00	0.00	389,583.33
3133ERNE7	FED FARM CR BNKS 4.375 08/05/26	2024-08-07	19,000,000.00	19,144,780.00	267,847.22	0.00	69,270.83	0.00	337,118.06
3133ERML2	FED FARM CR BNKS 4.500 07/24/26	2024-07-30	20,000,000.00	20,002,200.00	317,500.00	0.00	75,000.00	0.00	392,500.00
3133ERDH1	FED FARM CR BNKS 4.750 04/30/29	2024-05-15	20,000,000.00	20,170,600.00	81,805.56	0.00	79,166.67	0.00	160,972.22
3130AVWS7	FEDERAL HOME LOAN BANKS 3.75 06/12/2026	2023-05-05	0.00	0.00	176,041.67	0.00	11,458.33	187,500.00	0.00
3130APVJ1	FHLBANKS 1.500 11/23/26 '26	2024-04-26	11,000,000.00	10,075,120.00	3,666.67	0.00	13,750.00	0.00	17,416.67
3130AHNR0	FHLBANKS 2.020 12/16/26 '26	2023-06-07	9,000,000.00	8,313,750.00	83,325.00	0.00	15,150.00	90,900.00	7,575.00
3130AQLX9	FHLBANKS 3.000 01/27/27 '26	2022-01-27	15,000,000.00	15,000,000.00	155,000.00	0.00	37,500.00	0.00	192,500.00
X9USDINVE	INVESCO TREASURY;INST	2026-06-30	2,376,572.01	2,376,572.01	13,220.60	0.00	76,665.29	13,220.60	76,665.29
48130CTE5	JP MORGAN 4.325 09/20/29 '27 MTN	2024-09-20	20,000,000.00	20,000,000.00	170,597.22	0.00	72,083.33	0.00	242,680.56
57636QBA1	MASTERCARD 4.100 01/15/28 '27	2025-06-20	7,500,000.00	7,513,050.00	116,166.67	0.00	25,625.00	0.00	141,791.67



Accrued Interest Schedule

IDENTIFIER	DESCRIPTION	SETTLE DATE	PAR VALUE	PRINCIPAL COST	BEGINNING ACCRUED INTEREST	PURCHASED INTEREST	CURRENT PERIOD ACCRUAL	INTEREST RECEIVED	ENDING ACCRUED INTEREST
58989V2H6	MET TOWER GLOBAL 5.250 04/12/29 MTN	2024-06-26	10,000,000.00	10,094,500.00	71,458.33	0.00	43,750.00	0.00	115,208.33
59217GER6	METLIFE GBL FDG 1.875 01/11/27 MTN	2024-07-18	10,000,000.00	9,343,100.00	72,916.67	0.00	15,625.00	0.00	88,541.67
62479MMU4	MUFG BANK NY 12/28/26	2026-04-28	10,000,000.00	9,739,055.56	0.00	0.00	0.00	0.00	0.00
637639AT2	NATL SECUR CLEAR 4.700 06/09/31'31	2026-06-30	15,000,000.00	15,056,850.00	0.00	(41,125.00)	1,958.33	0.00	43,083.33
64952WFP3	NYL GLOBAL FUND 4.150 07/25/28 MTN	2025-09-18	15,000,000.00	15,115,500.00	217,875.00	0.00	51,875.00	0.00	269,750.00
64952WFR9	NYL GLOBAL FUND 4.250 01/09/31 MTN	2026-01-09	10,000,000.00	9,984,000.00	167,638.89	0.00	35,416.67	0.00	203,055.56
6944PL3M9	PACIFIC LIFE GLO 4.375 02/03/31 MTN	2026-02-24	10,000,000.00	10,134,600.00	143,402.78	0.00	36,458.33	0.00	179,861.11
742718FH7	PROCTER GAMBLE 3.000 03/25/30	2025-10-14	5,000,000.00	4,808,650.00	27,500.00	0.00	12,500.00	0.00	40,000.00
89233HM76	TOYOTA MOTOR CRD 12/07/26	2026-03-16	10,000,000.00	9,722,916.70	0.00	0.00	0.00	0.00	0.00
880591FE7	TVA 3.875 08/01/30	2025-08-13	14,000,000.00	13,958,700.00	180,833.33	0.00	45,208.33	0.00	226,041.67
91324PDE9	UNITEDHEALTH 2.950 10/15/27	2023-09-28	10,000,000.00	9,175,700.00	37,694.44	0.00	24,583.33	0.00	62,277.78
91282CCP4	US TREASURY 0.625 07/31/26	2021-08-20	10,000,000.00	9,935,546.90	20,890.88	0.00	5,179.56	0.00	26,070.44
91282CCW9	US TREASURY 0.750 08/31/26	2021-09-23	20,000,000.00	19,936,718.80	37,907.61	0.00	12,228.26	0.00	50,135.87
912828Z94	US TREASURY 1.500 02/15/30	2025-05-21	20,000,000.00	17,820,312.50	87,845.30	0.00	24,861.88	0.00	112,707.18
9128283F5	US TREASURY 2.250 11/15/27	2023-02-03	20,000,000.00	18,941,406.20	20,788.04	0.00	36,684.78	0.00	57,472.83
9128284V9	US TREASURY 2.875 08/15/28	2024-09-11	20,000,000.00	19,528,906.25	168,370.17	0.00	47,651.93	0.00	216,022.10
9128285M8	US TREASURY 3.125 11/15/28	2025-04-24	15,000,000.00	14,645,507.82	21,654.21	0.00	38,213.32	0.00	59,867.53
91282CPT2	US TREASURY 3.500 01/15/29	2026-02-25	15,000,000.00	15,016,406.25	198,687.85	0.00	43,508.29	0.00	242,196.13
91282CGJ4	US TREASURY 3.500 01/31/30	2026-03-04	11,750,000.00	11,717,871.09	137,462.02	0.00	34,081.49	0.00	171,543.51
91282CGZ8	US TREASURY 3.500 04/30/30	2025-05-21	20,000,000.00	19,490,625.00	60,869.57	0.00	57,065.22	0.00	117,934.78
91282CPC9	US TREASURY 3.500 10/15/28	2025-10-22	5,000,000.00	5,006,250.00	22,472.68	0.00	14,344.26	0.00	36,816.94
91282CPC9	US TREASURY 3.500 10/15/28	2025-12-15	7,500,000.00	7,482,421.88	33,709.02	0.00	21,516.39	0.00	55,225.41
91282CPN5	US TREASURY 3.500 11/30/30	2025-12-15	13,500,000.00	13,352,343.75	237,540.98	0.00	38,729.51	236,250.00	40,020.49
91282CPP0	US TREASURY 3.500 12/15/28	2025-12-15	12,500,000.00	12,469,726.56	201,923.08	0.00	35,952.61	218,750.00	19,125.68
91282CPA3	US TREASURY 3.625 09/30/30	2025-09-30	15,000,000.00	14,903,320.31	92,110.66	0.00	44,569.67	0.00	136,680.33
91282CPD7	US TREASURY 3.625 10/31/30	2025-11-20	8,000,000.00	7,975,625.00	25,217.39	0.00	23,641.30	0.00	48,858.70
91282CPR6	US TREASURY 3.625 12/31/30	2026-02-25	15,000,000.00	15,018,164.06	228,314.92	0.00	45,037.66	271,875.00	1,477.58
91282CPW5	US TREASURY 3.750 01/31/31	2026-02-25	10,000,000.00	10,067,578.13	125,345.30	0.00	31,077.35	0.00	156,422.65
91282CMW8	US TREASURY 3.750 04/15/28	2026-02-25	15,000,000.00	15,089,062.50	72,233.61	0.00	46,106.56	0.00	118,340.16



Accrued Interest Schedule

IDENTIFIER	DESCRIPTION	SETTLE DATE	PAR VALUE	PRINCIPAL COST	BEGINNING ACCRUED INTEREST	PURCHASED INTEREST	CURRENT PERIOD ACCRUAL	INTEREST RECEIVED	ENDING ACCRUED INTEREST
91282CHF1	US TREASURY 3.750 05/31/30	2025-09-11	15,000,000.00	15,103,710.94	282,786.89	0.00	46,106.56	281,250.00	47,643.44
91282CQK0	US TREASURY 3.875 04/30/31	2026-04-30	10,000,000.00	9,952,734.38	33,695.65	0.00	31,589.67	0.00	65,285.33
91282CNH0	US TREASURY 3.875 06/15/28	2026-02-25	15,000,000.00	15,142,382.81	268,269.23	0.00	47,765.61	290,625.00	25,409.84
91282CNK3	US TREASURY 3.875 06/30/30	2025-09-24	10,000,000.00	10,079,687.50	162,707.18	0.00	32,095.81	193,750.00	1,052.99
91282CNN7	US TREASURY 3.875 07/31/30	2025-09-11	15,000,000.00	15,187,500.00	194,285.22	0.00	48,169.89	0.00	242,455.11
91282CFY2	US TREASURY 3.875 11/30/29	2025-06-04	15,000,000.00	14,916,210.95	292,213.11	0.00	47,643.44	290,625.00	49,231.56
91282CGB1	US TREASURY 3.875 12/31/29	2025-04-24	15,000,000.00	14,974,218.75	244,060.77	0.00	48,143.71	290,625.00	1,579.48
91282CLC3	US TREASURY 4.000 07/31/29	2025-07-11	15,000,000.00	15,058,007.82	200,552.49	0.00	49,723.76	0.00	250,276.24
91282CFT3	US TREASURY 4.000 10/31/29	2026-06-30	20,000,000.00	19,927,343.75	0.00	(132,608.70)	2,173.91	0.00	134,782.61
91282CKG5	US TREASURY 4.125 03/31/29	2025-06-04	13,500,000.00	13,569,609.38	94,334.02	0.00	45,645.49	0.00	139,979.51
91282CKF7	US TREASURY 4.125 03/31/31	2026-06-30	15,000,000.00	14,987,109.38	0.00	(153,842.21)	1,690.58	0.00	155,532.79
91282CQU8	US TREASURY 4.125 05/31/31	2026-06-12	15,000,000.00	14,957,812.50	0.00	(20,286.89)	32,120.90	0.00	52,407.79
91282CMN8	US TREASURY 4.250 02/15/28	2026-04-29	15,000,000.00	15,114,843.75	186,671.27	0.00	52,831.49	0.00	239,502.76
91282CKX8	US TREASURY 4.250 06/30/29	2025-07-11	20,000,000.00	20,260,937.50	356,906.08	0.00	70,403.71	425,000.00	2,309.78
91282CHX2	US TREASURY 4.375 08/31/28	2024-10-28	10,000,000.00	10,104,687.50	110,563.86	0.00	35,665.76	0.00	146,229.62
931142EX7	WALMART 3.950 09/09/27 '27	2022-12-19	15,000,000.00	15,000,000.00	134,958.33	0.00	49,375.00	0.00	184,333.33
TOTAL			931,556,572.01	920,670,213.88	8,322,560.74	(347,862.80)	2,528,456.86	2,790,370.60	8,408,509.80
GRAND TOTAL			931,556,572.01	920,670,213.88	8,322,560.74	(347,862.80)	2,528,456.86	2,790,370.60	8,408,509.80

Earnings by Fund

CUSIP	DESCRIPTION	ENDING PAR VALUE	BEGINNING BOOK VALUE	ENDING BOOK VALUE	FINAL MATURITY	COUPON RATE	YIELD	INTEREST EARNED	NET AMORTIZATION/ACCRETION INCOME	NET REALIZED GAIN/LOSS	ADJUSTED INTEREST EARNINGS
CITY OF LAS VEGAS, NV											
02079KBK2	ALPHABET 4.100 02/15/31 '31	5,000,000.00	4,991,937.50	4,992,078.13	02/15/2031	4.10	4.14	17,083.33	140.63	0.00	17,223.96
023135BC9	AMAZON.COM 3.150 08/22/27 '27	10,000,000.00	9,938,936.91	9,943,035.10	08/22/2027	3.15	5.42	26,250.00	4,098.19	0.00	30,348.19
023135BC9	AMAZON.COM 3.150 08/22/27 '27	10,000,000.00	9,751,331.46	9,768,020.62	08/22/2027	3.15	3.70	26,250.00	16,689.16	0.00	42,939.16
037833CJ7	APPLE 3.350 02/09/27 '26	10,000,000.00	9,899,196.66	9,911,149.62	02/09/2027	3.35	4.94	27,916.67	11,952.97	0.00	39,869.63
037833EY2	APPLE 4.000 05/12/28 '28	10,000,000.00	9,989,304.73	9,989,756.01	05/12/2028	4.00	4.06	33,333.33	451.28	0.00	33,784.61
053015AF0	ADP 1.250 09/01/30 '30	10,000,000.00	8,994,785.45	9,014,203.64	09/01/2030	1.25	3.85	10,416.67	19,418.18	0.00	29,834.85
06406RBA4	BONY MELLON 2.050 01/26/27 '26 MTN	15,000,000.00	15,001,164.83	15,000,995.20	01/26/2027	2.05	2.04	25,625.00	(169.64)	0.00	25,455.36
166756BH8	CHEVRON USA 4.050 08/13/28 '28	10,000,000.00	10,012,484.13	10,011,999.62	08/13/2028	4.05	3.99	33,750.00	(484.51)	0.00	33,265.49
17275RBR2	CISCO SYSTEMS 4.850 02/26/29 '29	10,000,000.00	10,076,389.99	10,074,027.41	02/26/2029	4.85	4.53	40,416.67	(2,362.58)	0.00	38,054.09
30231GBE1	EXXON MOBIL 2.440 08/16/29 '29	10,000,000.00	9,527,001.59	9,539,109.05	08/16/2029	2.44	4.08	20,333.33	12,107.47	0.00	32,440.80
3130AHNR0	FHLBANKS 2.020 12/16/26 '26	9,000,000.00	8,894,307.14	8,910,321.21	12/16/2026	2.02	4.38	15,150.00	16,014.07	0.00	31,164.07
3130APVJ1	FHLBANKS 1.500 11/23/26 '26	11,000,000.00	10,827,722.02	10,857,255.39	11/23/2026	1.50	5.02	13,750.00	29,533.37	0.00	43,283.37
3130AQLX9	FHLBANKS 3.000 01/27/27 '26	15,000,000.00	15,000,000.00	15,000,000.00	01/27/2027	3.00	1.46	37,500.00	0.00	0.00	37,500.00
3130AVWS7	FEDERAL HOME LOAN BANKS 3.75 06/12/2026	0.00	10,000,633.46	0.00	06/12/2026	3.75	3.53	11,458.33	(633.46)	0.00	10,824.87
3133EMV74	FED FARM CR BNKS 1.400 04/26/29 '25	7,230,000.00	6,804,754.68	6,816,789.93	04/26/2029	1.40	3.58	8,435.00	12,035.24	0.00	20,470.24
3133EN5N6	FED FARM CR BNKS 4.000 01/06/28	10,000,000.00	10,017,353.48	10,016,462.03	01/06/2028	4.00	3.88	33,333.33	(891.45)	0.00	32,441.89
3133EN5V8	FED FARM CR BNKS 4.125 01/11/27	20,000,000.00	20,023,215.41	20,020,106.21	01/11/2027	4.13	3.92	68,750.00	(3,109.21)	0.00	65,640.79
3133EPDP7	FED FARM CR BNKS 3.625 03/21/28	20,000,000.00	19,964,816.02	19,966,417.72	03/21/2028	3.63	3.73	60,416.67	1,601.70	0.00	62,018.37
3133EPJP1	FED FARM CR BNKS 3.625 05/12/27	15,000,000.00	14,991,122.81	14,991,894.74	05/12/2027	3.63	3.69	45,312.50	771.93	0.00	46,084.43
3133ERDH1	FED FARM CR BNKS 4.750 04/30/29	20,000,000.00	20,100,327.67	20,097,498.88	04/30/2029	4.75	4.56	79,166.67	(2,828.79)	0.00	76,337.88
3133ERML2	FED FARM CR BNKS 4.500 07/24/26	20,000,000.00	20,000,161.75	20,000,070.19	07/24/2026	4.50	4.49	75,000.00	(91.56)	0.00	74,908.44
3133ERNE7	FED FARM CR BNKS 4.375 08/05/26	19,000,000.00	19,012,943.50	19,006,969.58	08/05/2026	4.38	3.97	69,270.83	(5,973.92)	0.00	63,296.91
3136GCRS6	FANNIE MAE 3.625 03/12/31 '27	9,500,000.00	9,422,832.01	9,424,158.68	03/12/2031	3.63	3.81	28,697.92	1,326.67	0.00	30,024.59

Earnings by Fund

CUSIP	DESCRIPTION	ENDING PAR VALUE	BEGINNING BOOK VALUE	ENDING BOOK VALUE	FINAL MATURITY	COUPON RATE	YIELD	INTEREST EARNED	NET AMORTIZATION/ ACCRETION INCOME	NET REALIZED GAIN/LOSS	ADJUSTED INTEREST EARNINGS
31422XE24	FARMER MAC 3.500 08/23/27 MTN	10,000,000.00	10,000,000.00	10,000,000.00	08/23/2027	3.50	3.50	29,166.67	0.00	0.00	29,166.67
31422XNU2	FARMER MAC 0.980 10/19/26 MTN	10,200,000.00	10,198,997.28	10,199,212.15	10/19/2026	0.98	1.01	8,330.00	214.87	0.00	8,544.87
48130CTE5	JP MORGAN 4.325 09/20/29 '27 MTN	20,000,000.00	20,000,000.00	20,000,000.00	09/20/2029	4.33	4.33	72,083.33	0.00	0.00	72,083.33
57636QBA1	MASTERCARD 4.100 01/15/28 '27	7,500,000.00	7,508,077.20	7,507,646.04	01/15/2028	4.10	4.03	25,625.00	(431.17)	0.00	25,193.83
58989V2H6	MET TOWER GLOBAL 5.250 04/12/29 MTN	10,000,000.00	10,056,493.11	10,054,872.85	04/12/2029	5.25	5.02	43,750.00	(1,620.26)	0.00	42,129.74
59217GER6	METLIFE GBL FDG 1.875 01/11/27 MTN	10,000,000.00	9,837,486.14	9,859,251.39	01/11/2027	1.88	4.71	15,625.00	21,765.25	0.00	37,390.25
62479MMU4	MUFG BANK NY 12/28/26	10,000,000.00	9,775,416.67	9,807,500.00	12/28/2026	0.00	3.95	0.00	32,083.33	0.00	32,083.33
637639AT2	NATL SECUR CLEAR 4.700 06/09/31 '31	15,000,000.00	0.00	15,056,817.95	06/09/2031	4.70	4.61	1,958.33	(32.05)	0.00	1,926.29
64952WFP3	NYL GLOBAL FUND 4.150 07/25/28 MTN	15,000,000.00	15,087,096.54	15,083,768.01	07/25/2028	4.15	3.86	51,875.00	(3,328.53)	0.00	48,546.47
64952WFR9	NYL GLOBAL FUND 4.250 01/09/31 MTN	10,000,000.00	9,985,253.01	9,985,515.88	01/09/2031	4.25	4.29	35,416.67	262.87	0.00	35,679.54
6944PL3M9	PACIFIC LIFE GLO 4.375 02/03/31 MTN	10,000,000.00	10,127,366.65	10,125,129.53	02/03/2031	4.38	4.07	36,458.33	(2,237.12)	0.00	34,221.21
742718FH7	PROCTER GAMBLE 3.000 03/25/30	5,000,000.00	4,835,766.76	4,839,303.73	03/25/2030	3.00	3.95	12,500.00	3,536.97	0.00	16,036.97
880591FE7	TVA 3.875 08/01/30	14,000,000.00	13,965,348.07	13,966,031.09	08/01/2030	3.88	3.94	45,208.33	683.02	0.00	45,891.35
89233HM76	TOYOTA MOTOR CRD 12/07/26	10,000,000.00	9,803,125.02	9,834,375.02	12/07/2026	0.00	3.86	0.00	31,250.00	0.00	31,250.00
9128283F5	US TREASURY 2.250 11/15/27	20,000,000.00	19,677,159.40	19,695,364.70	11/15/2027	2.25	3.46	36,684.78	18,205.30	0.00	54,890.08
9128284V9	US TREASURY 2.875 08/15/28	20,000,000.00	19,735,023.63	19,744,886.27	08/15/2028	2.88	3.52	47,651.93	9,862.64	0.00	57,514.58
9128285M8	US TREASURY 3.125 11/15/28	15,000,000.00	14,755,315.93	14,763,490.23	11/15/2028	3.13	3.84	38,213.32	8,174.30	0.00	46,387.62
912828Z94	US TREASURY 1.500 02/15/30	20,000,000.00	18,293,774.37	18,331,550.58	02/15/2030	1.50	4.05	24,861.88	37,776.21	0.00	62,638.09
91282CCP4	US TREASURY 0.625 07/31/26	10,000,000.00	9,997,855.34	9,998,927.67	07/31/2026	0.63	0.76	5,179.56	1,072.33	0.00	6,251.89
91282CCW9	US TREASURY 0.750 08/31/26	20,000,000.00	19,996,801.32	19,997,855.83	08/31/2026	0.75	0.82	12,228.26	1,054.51	0.00	13,282.77
91282CFT3	US TREASURY 4.000 10/31/29	20,000,000.00	0.00	19,927,403.35	10/31/2029	4.00	4.12	2,173.91	59.60	0.00	2,233.51
91282CFY2	US TREASURY 3.875 11/30/29	15,000,000.00	14,934,705.85	14,936,238.58	11/30/2029	3.88	4.01	47,643.44	1,532.73	0.00	49,176.17
91282CGB1	US TREASURY 3.875 12/31/29	15,000,000.00	14,980,287.58	14,980,739.36	12/31/2029	3.88	3.91	48,143.71	451.77	0.00	48,595.48
91282CGJ4	US TREASURY 3.500 01/31/30	11,750,000.00	11,719,872.12	11,720,546.63	01/31/2030	3.50	3.57	34,081.49	674.50	0.00	34,756.00
91282CGZ8	US TREASURY 3.500 04/30/30	20,000,000.00	19,596,733.03	19,605,199.10	04/30/2030	3.50	4.07	57,065.22	8,466.07	0.00	65,531.28
91282CHF1	US TREASURY 3.750 05/31/30	15,000,000.00	15,087,880.43	15,086,074.66	05/31/2030	3.75	3.59	46,106.56	(1,805.76)	0.00	44,300.80

Earnings by Fund

CUSIP	DESCRIPTION	ENDING PAR VALUE	BEGINNING BOOK VALUE	ENDING BOOK VALUE	FINAL MATURITY	COUPON RATE	YIELD	INTEREST EARNED	NET AMORTIZATION/ACCRETION INCOME	NET REALIZED GAIN/LOSS	ADJUSTED INTEREST EARNINGS
91282CHX2	US TREASURY 4.375 08/31/28	10,000,000.00	10,061,378.93	10,059,138.82	08/31/2028	4.38	4.08	35,665.76	(2,240.11)	0.00	33,425.65
91282CKF7	US TREASURY 4.125 03/31/31	15,000,000.00	0.00	14,987,116.81	03/31/2031	4.13	4.14	1,690.58	7.43	0.00	1,698.01
91282CKG5	US TREASURY 4.125 03/31/29	13,500,000.00	13,551,558.81	13,550,062.91	03/31/2029	4.13	3.98	45,645.49	(1,495.90)	0.00	44,149.59
91282CKX8	US TREASURY 4.250 06/30/29	20,000,000.00	20,202,451.51	20,197,052.80	06/30/2029	4.25	3.89	70,403.71	(5,398.71)	0.00	65,005.00
91282CLC3	US TREASURY 4.000 07/31/29	15,000,000.00	15,045,278.22	15,044,103.18	07/31/2029	4.00	3.90	49,723.76	(1,175.04)	0.00	48,548.72
91282CMN8	US TREASURY 4.250 02/15/28	15,000,000.00	15,109,075.34	15,103,831.34	02/15/2028	4.25	3.80	52,831.49	(5,244.01)	0.00	47,587.48
91282CMW8	US TREASURY 3.750 04/15/28	15,000,000.00	15,078,100.96	15,074,675.48	04/15/2028	3.75	3.46	46,106.56	(3,425.48)	0.00	42,681.08
91282CNH0	US TREASURY 3.875 06/15/28	15,000,000.00	15,126,129.84	15,121,050.78	06/15/2028	3.88	3.44	47,765.61	(5,079.05)	0.00	42,686.55
91282CNK3	US TREASURY 3.875 06/30/30	10,000,000.00	10,068,238.15	10,066,864.22	06/30/2030	3.88	3.69	32,095.81	(1,373.92)	0.00	30,721.88
91282CNN7	US TREASURY 3.875 07/31/30	15,000,000.00	15,159,858.46	15,156,705.44	07/31/2030	3.88	3.59	48,169.89	(3,153.03)	0.00	45,016.86
91282CPA3	US TREASURY 3.625 09/30/30	15,000,000.00	14,916,239.17	14,917,827.56	09/30/2030	3.63	3.77	44,569.67	1,588.38	0.00	46,158.06
91282CPC9	US TREASURY 3.500 10/15/28	5,000,000.00	5,004,975.90	5,004,803.72	10/15/2028	3.50	3.46	14,344.26	(172.18)	0.00	14,172.09
91282CPC9	US TREASURY 3.500 10/15/28	7,500,000.00	7,485,275.14	7,485,784.65	10/15/2028	3.50	3.59	21,516.39	509.51	0.00	22,025.90
91282CPD7	US TREASURY 3.625 10/31/30	8,000,000.00	7,978,229.86	7,978,634.76	10/31/2030	3.63	3.69	23,641.30	404.90	0.00	24,046.20
91282CPN5	US TREASURY 3.500 11/30/30	13,500,000.00	13,366,041.29	13,368,487.28	11/30/2030	3.50	3.74	38,729.51	2,445.99	0.00	41,175.50
91282CPP0	US TREASURY 3.500 12/15/28	12,500,000.00	12,474,367.01	12,475,195.67	12/15/2028	3.50	3.59	35,952.61	828.65	0.00	36,781.26
91282CPR6	US TREASURY 3.625 12/31/30	15,000,000.00	15,017,178.89	15,016,871.03	12/31/2030	3.63	3.60	45,037.66	(307.87)	0.00	44,729.80
91282CPT2	US TREASURY 3.500 01/15/29	15,000,000.00	15,014,913.36	15,014,446.83	01/15/2029	3.50	3.46	43,508.29	(466.53)	0.00	43,041.76
91282CPW5	US TREASURY 3.750 01/31/31	10,000,000.00	10,063,975.96	10,062,850.29	01/31/2031	3.75	3.60	31,077.35	(1,125.68)	0.00	29,951.67
91282CQK0	US TREASURY 3.875 04/30/31	10,000,000.00	9,953,562.69	9,954,339.24	04/30/2031	3.88	3.98	31,589.67	776.54	0.00	32,366.22
91282CQU8	US TREASURY 4.125 05/31/31	15,000,000.00	0.00	14,958,254.38	05/31/2031	4.13	4.19	32,120.90	441.88	0.00	32,562.77
91324PDE9	UNITEDHEALTH 2.950 10/15/27	10,000,000.00	9,720,239.54	9,736,991.66	10/15/2027	2.95	5.24	24,583.33	16,752.12	0.00	41,335.46
931142EX7	WALMART 3.950 09/09/27 '27	15,000,000.00	15,000,000.00	15,000,000.00	09/09/2027	3.95	3.95	49,375.00	0.00	0.00	49,375.00
X9USDINVE	INVESCO TREASURY;INST	2,376,572.01	4,863,179.84	2,376,572.01	06/30/2026	3.55	3.56	76,665.29	0.00	0.00	76,665.29
TOTAL		931,556,572.01	873,458,807.54	926,171,680.40		3.43	3.78	2,528,456.86	270,365.06	0.00	2,798,821.92
GRAND TOTAL		931,556,572.01	873,458,807.54	926,171,680.40		3.43	3.78	2,528,456.86	270,365.06	0.00	2,798,821.92



Transaction Statement

CITY OF LAS VEGAS, NV									
	TRADE DATE	SETTLE DATE	CUSIP	DESCRIPTION	PAR VALUE	PRINCIPAL COST	PURCHASED INTEREST	TOTAL	PURCHASE YIELD
BUY									
	06/11/2026	06/12/2026	91282CQU8	US TREASURY 4.125 05/31/31	15,000,000.00	14,957,812.50	20,286.89	(14,978,099.39)	4.19
	06/29/2026	06/30/2026	637639AT2	NATL SECUR CLEAR 4.700 06/09/31'31	15,000,000.00	15,056,850.00	41,125.00	(15,097,975.00)	4.61
	06/29/2026	06/30/2026	91282CKF7	US TREASURY 4.125 03/31/31	15,000,000.00	14,987,109.38	153,842.21	(15,140,951.59)	4.14
	06/29/2026	06/30/2026	91282CFT3	US TREASURY 4.000 10/31/29	20,000,000.00	19,927,343.75	132,608.70	(20,059,952.45)	4.12
BUY TOTAL					65,000,000.00	64,929,115.63	347,862.80	(65,276,978.43)	4.25
	TRADE DATE	SETTLE DATE	CUSIP	DESCRIPTION	PAR VALUE	BOOK VALUE	TOTAL	NET REALIZED GAIN/LOSS	
MATURITY									
	06/12/2026	06/12/2026	3130AVWS7	FEDERAL HOME LOAN BANKS 3.75 06/12/2026	(10,000,000.00)	10,000,000.00	10,000,000.00	0.00	
MATURITY TOTAL					(10,000,000.00)	10,000,000.00	10,000,000.00	0.00	

Income/Dividend Received

IDENTIFIER	DESCRIPTION	PAYMENT DATE	POST DATE	INTEREST/DIVIDENDS RECEIVED
BONY				
91282CFY2	US TREASURY 3.875 11/30/29	05/31/2026	06/01/2026	290,625.00
91282CHF1	US TREASURY 3.750 05/31/30	05/31/2026	06/01/2026	281,250.00
91282CPN5	US TREASURY 3.500 11/30/30	05/31/2026	06/01/2026	236,250.00
X9USDINVE	INVESCO TREASURY;INST	05/31/2026	06/01/2026	13,220.60
3130AVWS7	FEDERAL HOME LOAN BANKS 3.75 06/12/2026	06/12/2026	06/12/2026	187,500.00
91282CNH0	US TREASURY 3.875 06/15/28	06/15/2026	06/15/2026	290,625.00
91282CPP0	US TREASURY 3.500 12/15/28	06/15/2026	06/15/2026	218,750.00
3130AHNRO	FHLBANKS 2.020 12/16/26 '26	06/16/2026	06/16/2026	90,900.00
91282CKX8	US TREASURY 4.250 06/30/29	06/30/2026	06/30/2026	425,000.00
91282CNK3	US TREASURY 3.875 06/30/30	06/30/2026	06/30/2026	193,750.00
91282CPR6	US TREASURY 3.625 12/31/30	06/30/2026	06/30/2026	271,875.00
91282CGB1	US TREASURY 3.875 12/31/29	06/30/2026	06/30/2026	290,625.00
BONY - TOTAL				2,790,370.60
TOTAL				2,790,370.60

Contribution/Withdrawals and Expenses

	POST DATE	PAR VALUE	TOTAL
CITY OF LAS VEGAS, NV			
CONTRIBUTION			
	06/16/2026	50,000,000.00	50,000,000.00
CONTRIBUTION TOTAL		50,000,000.00	50,000,000.00

Projected Cash Flows

For the Period July 01, 2026 to June 30, 2027

CUSIP	DESCRIPTION	POST DATE	AMOUNT
3133EN5N6	FED FARM CR BNKS 4.000 01/06/28	07/06/2026	200,000.00
64952WFR9	NYL GLOBAL FUND 4.250 01/09/31 MTN	07/09/2026	212,500.00
59217GER6	METLIFE GBL FDG 1.875 01/11/27 MTN	07/13/2026	93,750.00
3133EN5V8	FED FARM CR BNKS 4.125 01/11/27	07/13/2026	412,500.00
57636QBA1	MASTERCARD 4.100 01/15/28 '27	07/15/2026	153,750.00
91282CPT2	US TREASURY 3.500 01/15/29	07/15/2026	262,500.00
3133ERML2	FED FARM CR BNKS 4.500 07/24/26	07/24/2026	450,000.00
3133ERML2	FED FARM CR BNKS 4.500 07/24/26	07/24/2026	(70.19)
06406RBA4	BONY MELLON 2.050 01/26/27 '26 MTN	07/27/2026	153,750.00
3130AQLX9	FHLBANKS 3.000 01/27/27 '26	07/27/2026	225,000.00
64952WFP3	NYL GLOBAL FUND 4.150 07/25/28 MTN	07/27/2026	311,250.00
91282CCP4	US TREASURY 0.625 07/31/26	07/31/2026	31,250.00
91282CPW5	US TREASURY 3.750 01/31/31	07/31/2026	187,500.00
91282CCP4	US TREASURY 0.625 07/31/26	07/31/2026	1,072.33
91282CNN7	US TREASURY 3.875 07/31/30	07/31/2026	290,625.00
91282CGJ4	US TREASURY 3.500 01/31/30	07/31/2026	205,625.00
91282CLC3	US TREASURY 4.000 07/31/29	07/31/2026	300,000.00
JUL 2026 TOTAL			3,491,002.14
6944PL3M9	PACIFIC LIFE GLO 4.375 02/03/31 MTN	08/03/2026	218,750.00
880591FE7	TVA 3.875 08/01/30	08/03/2026	271,250.00
3133ERNE7	FED FARM CR BNKS 4.375 08/05/26	08/05/2026	(6,969.58)
3133ERNE7	FED FARM CR BNKS 4.375 08/05/26	08/05/2026	415,625.00
037833CJ7	APPLE 3.350 02/09/27 '26	08/10/2026	167,500.00
166756BH8	CHEVRON USA 4.050 08/13/28 '28	08/13/2026	202,500.00
91282CMN8	US TREASURY 4.250 02/15/28	08/17/2026	318,750.00
912828Z94	US TREASURY 1.500 02/15/30	08/17/2026	150,000.00
30231GBE1	EXXON MOBIL 2.440 08/16/29 '29	08/17/2026	122,000.00
02079KBK2	ALPHABET 4.100 02/15/31 '31	08/17/2026	103,638.89

Projected Cash Flows

For the Period July 01, 2026 to June 30, 2027

CUSIP	DESCRIPTION	POST DATE	AMOUNT
9128284V9	US TREASURY 2.875 08/15/28	08/17/2026	287,500.00
31422XE24	FARMER MAC 3.500 08/23/27 MTN	08/24/2026	175,000.00
023135BC9	AMAZON.COM 3.150 08/22/27 '27	08/24/2026	315,000.00
17275RBR2	CISCO SYSTEMS 4.850 02/26/29 '29	08/26/2026	242,500.00
91282CCW9	US TREASURY 0.750 08/31/26	08/31/2026	75,000.00
91282CCW9	US TREASURY 0.750 08/31/26	08/31/2026	2,144.17
91282CHX2	US TREASURY 4.375 08/31/28	08/31/2026	218,750.00
AUG 2026 TOTAL			3,278,938.48
053015AF0	ADP 1.250 09/01/30 '30	09/01/2026	62,500.00
931142EX7	WALMART 3.950 09/09/27 '27	09/09/2026	296,250.00
3136GCRS6	FANNIE MAE 3.625 03/12/31 '27	09/14/2026	172,187.50
48130CTE5	JP MORGAN 4.325 09/20/29 '27 MTN	09/21/2026	432,500.00
3133EPDP7	FED FARM CR BNKS 3.625 03/21/28	09/21/2026	362,500.00
742718FH7	PROCTER GAMBLE 3.000 03/25/30	09/25/2026	75,000.00
91282CKF7	US TREASURY 4.125 03/31/31	09/30/2026	309,375.00
91282CKG5	US TREASURY 4.125 03/31/29	09/30/2026	278,437.50
91282CPA3	US TREASURY 3.625 09/30/30	09/30/2026	271,875.00
SEP 2026 TOTAL			2,260,625.00
58989V2H6	MET TOWER GLOBAL 5.250 04/12/29 MTN	10/13/2026	262,500.00
91324PDE9	UNITEDHEALTH 2.950 10/15/27	10/15/2026	147,500.00
91282CPC9	US TREASURY 3.500 10/15/28	10/15/2026	218,750.00
91282CMW8	US TREASURY 3.750 04/15/28	10/15/2026	281,250.00
31422XNU2	FARMER MAC 0.980 10/19/26 MTN	10/19/2026	787.85
31422XNU2	FARMER MAC 0.980 10/19/26 MTN	10/19/2026	49,980.00
3133EMV74	FED FARM CR BNKS 1.400 04/26/29 '25	10/26/2026	50,610.00
3133ERDH1	FED FARM CR BNKS 4.750 04/30/29	10/30/2026	475,000.00
OCT 2026 TOTAL			1,486,377.85
91282CQK0	US TREASURY 3.875 04/30/31	11/02/2026	193,750.00

Projected Cash Flows

For the Period July 01, 2026 to June 30, 2027

CUSIP	DESCRIPTION	POST DATE	AMOUNT
91282CFT3	US TREASURY 4.000 10/31/29	11/02/2026	400,000.00
91282CPD7	US TREASURY 3.625 10/31/30	11/02/2026	145,000.00
91282CGZ8	US TREASURY 3.500 04/30/30	11/02/2026	350,000.00
037833EY2	APPLE 4.000 05/12/28 '28	11/12/2026	200,000.00
3133EPJP1	FED FARM CR BNKS 3.625 05/12/27	11/12/2026	271,875.00
9128283F5	US TREASURY 2.250 11/15/27	11/16/2026	225,000.00
9128285M8	US TREASURY 3.125 11/15/28	11/16/2026	234,375.00
3130APVJ1	FHLBANKS 1.500 11/23/26 '26	11/23/2026	82,500.00
3130APVJ1	FHLBANKS 1.500 11/23/26 '26	11/23/2026	142,744.61
91282CQU8	US TREASURY 4.125 05/31/31	11/30/2026	309,375.00
91282CPN5	US TREASURY 3.500 11/30/30	11/30/2026	236,250.00
91282CFY2	US TREASURY 3.875 11/30/29	11/30/2026	290,625.00
91282CHF1	US TREASURY 3.750 05/31/30	11/30/2026	281,250.00
NOV 2026 TOTAL			3,362,744.61
89233HM76	TOYOTA MOTOR CRD 12/07/26	12/07/2026	165,624.98
637639AT2	NATL SECUR CLEAR 4.700 06/09/31 '31	12/09/2026	352,500.00
91282CNH0	US TREASURY 3.875 06/15/28	12/15/2026	290,625.00
91282CPP0	US TREASURY 3.500 12/15/28	12/15/2026	218,750.00
3130AHNR0	FHLBANKS 2.020 12/16/26 '26	12/16/2026	89,678.79
3130AHNR0	FHLBANKS 2.020 12/16/26 '26	12/16/2026	90,900.00
62479MMU4	MUFG BANK NY 12/28/26	12/28/2026	192,500.00
91282CGB1	US TREASURY 3.875 12/31/29	12/31/2026	290,625.00
91282CNK3	US TREASURY 3.875 06/30/30	12/31/2026	193,750.00
91282CKX8	US TREASURY 4.250 06/30/29	12/31/2026	425,000.00
91282CPR6	US TREASURY 3.625 12/31/30	12/31/2026	271,875.00
DEC 2026 TOTAL			2,581,828.77
3133EN5N6	FED FARM CR BNKS 4.000 01/06/28	01/06/2027	200,000.00
3133EN5V8	FED FARM CR BNKS 4.125 01/11/27	01/11/2027	(20,106.21)

Projected Cash Flows

For the Period July 01, 2026 to June 30, 2027

CUSIP	DESCRIPTION	POST DATE	AMOUNT
59217GER6	METLIFE GBL FDG 1.875 01/11/27 MTN	01/11/2027	93,750.00
64952WFR9	NYL GLOBAL FUND 4.250 01/09/31 MTN	01/11/2027	212,500.00
59217GER6	METLIFE GBL FDG 1.875 01/11/27 MTN	01/11/2027	140,748.61
3133EN5V8	FED FARM CR BNKS 4.125 01/11/27	01/11/2027	412,500.00
57636QBA1	MASTERCARD 4.100 01/15/28 '27	01/15/2027	153,750.00
91282CPT2	US TREASURY 3.500 01/15/29	01/15/2027	262,500.00
64952WFP3	NYL GLOBAL FUND 4.150 07/25/28 MTN	01/25/2027	311,250.00
06406RBA4	BONY MELLON 2.050 01/26/27 '26 MTN	01/26/2027	153,750.00
06406RBA4	BONY MELLON 2.050 01/26/27 '26 MTN	01/26/2027	(995.20)
3130AQLX9	FHLBANKS 3.000 01/27/27 '26	01/27/2027	262,500.00
JAN 2027 TOTAL			2,182,147.20
91282CLC3	US TREASURY 4.000 07/31/29	02/01/2027	300,000.00
880591FE7	TVA 3.875 08/01/30	02/01/2027	271,250.00
91282CPW5	US TREASURY 3.750 01/31/31	02/01/2027	187,500.00
91282CNN7	US TREASURY 3.875 07/31/30	02/01/2027	290,625.00
91282CGJ4	US TREASURY 3.500 01/31/30	02/01/2027	205,625.00
6944PL3M9	PACIFIC LIFE GLO 4.375 02/03/31 MTN	02/03/2027	218,750.00
037833CJ7	APPLE 3.350 02/09/27 '26	02/09/2027	167,500.00
037833CJ7	APPLE 3.350 02/09/27 '26	02/09/2027	88,850.38
9128284V9	US TREASURY 2.875 08/15/28	02/16/2027	287,500.00
91282CMN8	US TREASURY 4.250 02/15/28	02/16/2027	318,750.00
166756BH8	CHEVRON USA 4.050 08/13/28 '28	02/16/2027	202,500.00
02079KBK2	ALPHABET 4.100 02/15/31 '31	02/16/2027	102,500.00
912828Z94	US TREASURY 1.500 02/15/30	02/16/2027	150,000.00
30231GBE1	EXXON MOBIL 2.440 08/16/29 '29	02/16/2027	122,000.00
023135BC9	AMAZON.COM 3.150 08/22/27 '27	02/22/2027	315,000.00
31422XE24	FARMER MAC 3.500 08/23/27 MTN	02/23/2027	175,000.00
17275RBR2	CISCO SYSTEMS 4.850 02/26/29 '29	02/26/2027	242,500.00

Projected Cash Flows

For the Period July 01, 2026 to June 30, 2027

CUSIP	DESCRIPTION	POST DATE	AMOUNT
FEB 2027 TOTAL			3,645,850.38
053015AF0	ADP 1.250 09/01/30 '30	03/01/2027	62,500.00
91282CHX2	US TREASURY 4.375 08/31/28	03/01/2027	218,750.00
931142EX7	WALMART 3.950 09/09/27 '27	03/09/2027	296,250.00
3136GCRS6	FANNIE MAE 3.625 03/12/31 '27	03/12/2027	172,187.50
3133EPDP7	FED FARM CR BNKS 3.625 03/21/28	03/22/2027	362,500.00
48130CTE5	JP MORGAN 4.325 09/20/29 '27 MTN	03/22/2027	432,500.00
742718FH7	PROCTER GAMBLE 3.000 03/25/30	03/25/2027	75,000.00
91282CKF7	US TREASURY 4.125 03/31/31	03/31/2027	309,375.00
91282CKG5	US TREASURY 4.125 03/31/29	03/31/2027	278,437.50
91282CPA3	US TREASURY 3.625 09/30/30	03/31/2027	271,875.00
MAR 2027 TOTAL			2,479,375.00
58989V2H6	MET TOWER GLOBAL 5.250 04/12/29 MTN	04/12/2027	262,500.00
91282CPC9	US TREASURY 3.500 10/15/28	04/15/2027	218,750.00
91282CMW8	US TREASURY 3.750 04/15/28	04/15/2027	281,250.00
91324PDE9	UNITEDHEALTH 2.950 10/15/27	04/15/2027	147,500.00
3133EMV74	FED FARM CR BNKS 1.400 04/26/29 '25	04/26/2027	50,610.00
3133ERDH1	FED FARM CR BNKS 4.750 04/30/29	04/30/2027	475,000.00
91282CQK0	US TREASURY 3.875 04/30/31	04/30/2027	193,750.00
91282CFT3	US TREASURY 4.000 10/31/29	04/30/2027	400,000.00
91282CPD7	US TREASURY 3.625 10/31/30	04/30/2027	145,000.00
91282CGZ8	US TREASURY 3.500 04/30/30	04/30/2027	350,000.00
APR 2027 TOTAL			2,524,360.00
3133EPJP1	FED FARM CR BNKS 3.625 05/12/27	05/12/2027	8,105.26
037833EY2	APPLE 4.000 05/12/28 '28	05/12/2027	200,000.00
3133EPJP1	FED FARM CR BNKS 3.625 05/12/27	05/12/2027	271,875.00
9128283F5	US TREASURY 2.250 11/15/27	05/17/2027	225,000.00
9128285M8	US TREASURY 3.125 11/15/28	05/17/2027	234,375.00

Projected Cash Flows

For the Period July 01, 2026 to June 30, 2027

CUSIP	DESCRIPTION	POST DATE	AMOUNT
MAY 2027 TOTAL			939,355.26
91282CQU8	US TREASURY 4.125 05/31/31	06/01/2027	309,375.00
91282CPN5	US TREASURY 3.500 11/30/30	06/01/2027	236,250.00
91282CFY2	US TREASURY 3.875 11/30/29	06/01/2027	290,625.00
91282CHF1	US TREASURY 3.750 05/31/30	06/01/2027	281,250.00
637639AT2	NATL SECUR CLEAR 4.700 06/09/31'31	06/09/2027	352,500.00
91282CPP0	US TREASURY 3.500 12/15/28	06/15/2027	218,750.00
91282CNH0	US TREASURY 3.875 06/15/28	06/15/2027	290,625.00
91282CGB1	US TREASURY 3.875 12/31/29	06/30/2027	290,625.00
91282CNK3	US TREASURY 3.875 06/30/30	06/30/2027	193,750.00
91282CPR6	US TREASURY 3.625 12/31/30	06/30/2027	271,875.00
91282CKX8	US TREASURY 4.250 06/30/29	06/30/2027	425,000.00
JUN 2027 TOTAL			3,160,625.00
GRAND TOTAL			31,393,229.69

Disclosure

Meeder provides monthly statements for its investment management clients to provide information about the investment portfolio. The information should not be used for audit or confirmation purposes. Please review your custodial statements and report any inaccuracies or discrepancies.

Certain information and data has been supplied by unaffiliated third parties. Although Meeder believes the information is reliable, it cannot warrant the accuracy of information offered by third parties. Market value may reflect prices received from pricing vendors when current market quotations are not available. Prices may not reflect firm bids or offers and may differ from the value at which the security can be sold.

Statements may include positions from unmanaged accounts provided for reporting purposes. Unmanaged accounts are managed directly by the client and are not included in the accounts managed by Meeder. This information is provided as a client convenience and Meeder assumes no responsibility for performance of these accounts or the accuracy of the data reported.

Investing involves risk. Past performance is no guarantee of future results. Debt and fixed income securities are subject to credit and interest rate risk. The investment return and principal value of an investment will fluctuate so that an investors shares, when redeemed, may be worth more or less than their original cost. Current performance may be lower or higher than the performance data quoted.

Meeder Public Funds, Inc. is a registered investment adviser and affiliate of Meeder Investment Management, Inc. Investment advisory services are provided through Meeder Public Funds, Inc. Please contact us if you would like to receive a copy of our current ADV disclosure brochure or privacy policy.

© 2026 Meeder Investment Management

meederpublicfunds.com | 866.633.3371

